

Job's Daughters International
Book of Ceremonies
of the
Grand Guardian Council
of Michigan

Published by the Authority of
The Grand Guardian Council

adopted July 2001

Betty Klotz, PGG
Chairman of the Supreme Jurisprudence Committee
of the Supreme Guardian Council
of
Job's Daughters International

First Printing
August 2001

Formatted to 8 ½ x 11

November 2009

The Michigan Book of Ceremonies is used in addition to the Supreme Book of Ceremonies.

Table of Contents

Installation	
Joint Installation of Officers of the Grand Guardian Council and Grand Bethel of Michigan	Page 3-16
Formation	Page 16-18
Installation of Grand Bethel with option for Installing Grand Guardian Council	Page 19-27
Installation of Grand Guardian Council (to be used when Grand Guardian Council is part of the Grand Bethel)	Page 28-31
Grand Bethel Business Meeting	Page 32-42
Special Ceremonies	
Bethel Flag Tribute	Page 43
Cross Talk	Page 43-44
Ceremony of the Lighted Cross	Page 45
Masonic Tribute	Page 46
A Circle of Unity - Patriotic Ceremony	Page 47
Parent's Honoring	Page 48-49
Prospective Members Ceremony	Page 50
Open Meeting	Page 51

JOINT INSTALLATION OF OFFICERS GRAND GUARDIAN COUNCIL AND GRAND BETHEL OF MICHIGAN

Any floor plan with appropriate music planned by the incoming Grand Guardian, Assoc. Grand Guardian and Grand Bethel Honored Queen may be used for the entrance and installation of officers. Suggested formations are cross, triangle and semi circle with aisle in middle (See diagrams). Grand Councilors and Grand Committee Members may be included in the installation.

The Associate Installing Officer shall install all male officers.

Those flags previously presented during Grand Session do not have to be presented again and may be placed in the East prior to the Installation of Officers. Any flags that are to be presented should be placed in the West.

Two chairs on each sideline shall be designated as waiting stations for the Installing Guides and Marshals and shall be so marked and reserved for them.

Grand Bethel Officer Medallions may be presented in any one of the six following ways unless turned in as part of the Grand Bethel Paraphernalia:

- ▲ The retiring Grand Bethel may use a special formation prior to the Installation to retire their medallions and lay them on the Altar.
- ▲ The Grand Bethel Representative Medallions are to be placed on or beneath their chairs on the sidelines prior to the ceremony.
- ▲ The medallions may be presented to each Grand Bethel Officer and Choir Member when they are presented West of the Altar following their charges.
- ▲ The medallions may be presented to the new officer and choir members by the retiring officer and choir members at their station during "Presentations" by a very simple march along the north and south marching lines until the former officers are directly opposite their former station.
- ▲ The medallions may be presented by the retiring Grand Bethel to the newly installed Grand Bethel by a simple march to the East Line, where the retiring Grand Bethel shall come from the sidelines and meet the new Grand Bethel in the center and present the medallions.
- ▲ At the discretion of the incoming Grand Bethel, the medallions may be presented as part of the closing formation of the installation ceremony.

No other variation will be allowed.

The Associate Grand Guardian may be invested with his collar by the retiring AGG or the Associate Installing Officer in one of three ways described here.

- ▲ The AGG collar may be presented when the AGG is at the Altar, immediately following his charges.
- ▲ The AGG collar may be presented to the AGG immediately upon his arrival in the East after being given his charges by the AIO.
- ▲ The AGG collar may be presented to the AGG at the same time he receives his AGG jewel.

No other variation will be allowed.

The Installing Musician shall take her/his place at the Instrument.

A Bible Ceremony may be performed at this time.

ORDER OF INSTALLATION

(one of these orders must be used, *no other variations will be allowed*)

Option A	Option B	Option C
Grand Councilors & Committee Members	GBHQ	GG
Grand Bethel Representatives	GG	AGG
Grand Bethel Choir	AGG	Grand Councilors & Committee Members
Grand Messengers & Grand Bethel Messengers	Grand Bethel Sr. & Jr. Princess	Grand Bethel Representatives
Grand Custodians & Grand Bethel Custodians	VGG & VAGG	Grand Bethel Choir
Grand Librarian, Chaplain & Dir. Of Music, Grand Bethel Librarian, Chaplain, and Musician	Grand Guide & Marshal, GB Guide & Marshal	Grand Messengers & Grand Bethel Messengers
Grand Secretary & Grand Treasurer, GB Recorder & Treasurer	Grand Guards & GB Guards	Grand Custodians & Grand Bethel Custodians
Grand Guards & GB Guards	Grand Secretary & Grand Treasurer, GB Recorder & Treasurer	Grand Librarian, Chaplain & Dir. Of Music, Grand Bethel Librarian, Chaplain, and Musician
Grand Guide & Marshal, GB Guide & Marshal	Grand Librarian, Chaplain & Dir. Of Music, Grand Bethel Librarian, Chaplain, and Musician	Grand Secretary & Grand Treasurer, GB Recorder & Treasurer
VGG, VAGG	Grand Custodians & Grand Bethel Custodians	Grand Guards & GB Guards
Grand Bethel Sr. & Jr. Princess	Grand Messengers & Grand Bethel Messengers	Grand Guide & Marshal, GB Guide & Marshal
AGG	Grand Bethel Choir	VGG, VAGG
GG	Grand Bethel Representatives	Grand Bethel Sr. & Jr. Princess
GBHQ	Grand Councilors & Committee Members	GBHQ

The Installing Officer (IO) and the Associate Installing Officer (AIO) enter the Room, escorted to the East by the Installing Senior Custodians and Junior Custodians. At the option of the incoming GG, the Grand Council Installing Custodians may be eliminated, in which case all instructions concerning the Grand Council Installing Custodians will be performed by the Grand Bethel Installing Custodians. The Installing Custodians will march in pairs followed by the IO and AIO. IO and Installing Junior Custodians stand one step inside Room in front of the Anteroom doorway. AIO and Installing Senior Custodians stand one step inside Room in front of the Preparation Room doorway. All six march east on North and South Marching Line until they reach the Altar Line. IO and Installing Junior Custodians turn left. AIO and Installing Senior Custodians turn right and all six (or four) meet in front of Altar and march East, six (or four) abreast. Installing Senior Custodians and Installing Junior Custodians remain standing in front of their stations, facing East, until IO and AIO reach podium in East; then all six (or four) face West together, turning toward podium. The AIO, without remarks, presents the gavel to the IO, who calls the assembly to order with one rap of the gavel. Custodians are seated.

IO: The Grand Guardian Council of Michigan and the Grand Bethel of Michigan, Job's Daughters International is about to convene for the Ceremony of Installation.

IO: Installing Marshal, you will declare this Grand Guardian Council Session from rest to labor.

IO: INSTALLING MARSHAL: By direction of the Installing Officer, I declare this Grand Guardian Council Session from rest to labor.

OPTIONAL: The use of a Master and/or Mistress of Ceremonies is left to the discretion of the incoming GG, AGG and GBHQ.

IO: Grand Bethel Installing Senior and Grand Bethel Installing Junior Custodians, you will retire and escort into the Grand Council Room, the Master and/or Mistress of Ceremonies.

The Custodians march west on Center Line to Altar Line. Turning north and south on Altar Line to Marching Lines then west to Anteroom and Preparation Room where the Master and/or Mistress of Ceremonies is waiting. The Custodians reverse their steps to present the Master and/or Mistress of Ceremonies to the East. Custodians are seated when they return to their stations. The IO shall introduce the Master/Mistress of Ceremonies. The Master/Mistress of Ceremonies shall introduce the IO and AIO. The Master/Mistress of Ceremonies shall bring their welcome at this time.

IO: Installing Senior and Installing Junior Custodian, you will retire and escort into the room, the retiring Grand Guardian and Associate Grand Guardian.

The Custodians march west on Center Line to Altar Line. Turning north and south on Altar Line to Marching Lines then west to Anteroom and Preparation Room where the GG and AGG are waiting. The Custodians reverse their steps to present the GG and AGG to the East. Custodians are seated.

IO: I have the honor of presenting _____, Grand Guardian of Michigan and _____, Associate Grand Guardian of Michigan. (applause)

IO: Associate Grand Guardian, you will retire and escort the Grand Bethel Installing Officer into the room.

The Grand Guardian retires to a seat reserved for her. The Associate Grand Guardian descends dais, marches west on the Center Line to the Altar Line, turns south to the South Marching Line, turns west on the South Marching Line and marches west to the Anteroom door. The Associate Grand Guardian with the GB Installing Officer on his right arm shall enter from the Anteroom door, proceed east on South Marching Line to west of the Altar, turn north and proceed until west of the Altar, then turn and face east.

AGG: Installing Officer, I have the honor of presenting Miss _____, PHQ, Grand Bethel Honored Queen, who will preside as the Grand Bethel Installing Officer for the [morning, afternoon, evening].

IO: Associate Grand Guardian, you will escort the Grand Bethel Installing Officer to the East.

AGG and GBIO leave the Altar on the north side, proceed to the East, and ascend Dais as IO gives three raps of the gavel. AGG goes to the seat reserved for him.

IO: I have the pleasure of introducing Miss _____, PHQ, Grand Bethel Honored Queen, who will preside as the Grand Bethel Installing Officer for the [morning, afternoon, evening].

OPTIONAL: To be used if there is not a Master/Mistress of Ceremonies

GBIO: And I have the honor of introducing _____, (title) who will preside as Installing Officer and _____, (title) who will preside as Associate Installing Officer for the [morning, afternoon, evening].

IO: We have assembled this [morning, afternoon, evening] for the purpose of installing the newly elected and appointed officers of the Grand Bethel and the Grand Guardian Council of Michigan, International Order of Job's Daughters.

IO: Installing Senior and Installing Junior Custodians, you will retire and invite into the Room the other Installing Officers.

Installing Custodians march, four (or two) abreast, to the Altar, turn and face north and south, march to the North and South Marching Lines, and then march West to outside the Room. The Installing GB Guide and Installing GB Marshal enter from the Anteroom and Preparation Room doorways. The Installing Grand Council Officers follow the GB Installing Officers. They march along the North and South Marching Lines, to the Altar Line, turn towards the center, march toward the Altar, turn and march East, then march either north or south along the East Marching Line. The result should be a double line of Installing Officers along the East Marching Line, daughters in front and adults in back.

IO: In installing the Grand Bethel and the Grand Guardian Council, we will be assisted by: (GB Installing officers will be introduced first by Installing GBHQ and then IO will introduce Installing Officers, as their names are read, they shall nod in recognition)

GBIO: _____ (title), as Grand Bethel Installing Guide
_____ (title), as Grand Bethel installing Marshal
_____ (title), as Grand Bethel Installing Chaplain
_____ (title), as Grand Bethel Installing Musician (if used)
_____ (title), as Grand Bethel Installing Recorder
_____ (title), as Grand Bethel Installing Sr. Custodian
_____ (title), as Grand Bethel Installing Jr. Custodian
_____ *OPTIONAL: Flag Bearer(s) if used*
_____ (title), as Grand Bethel Installing Flag Bearer

IO: _____ (title), as Installing Guide
_____ (title), as Installing Marshal
_____ (title), as Installing Chaplain
_____ (title), as Installing Musician
_____ (title), as Installing Secretary
_____ (title), as Installing Senior Custodian
_____ (title), as Installing Junior Custodian

GBIO: Installing Guides and Installing Marshals, you will conduct the Installing Officers to their respective stations.

Installing Guides and Marshals turn north and south to North and South Marching Lines and then west. Installing Senior Custodians and Installing Junior Custodians turn in to their stations. Installing Recorder/Secretary assume their station at desk. Installing Chaplains follow Installing Marshals and assumes their station between the Altar and North Marching Line, facing East next to the Chaplains station. Installing Guides and Installing Marshals proceed to seats in the West. The Installing Officer bows for all to be seated at the same time.

IO: Installing Guides and Installing Marshals, you will retire and escort into the Bethel Room the newly elected and appointed officers and representatives who are to serve this Grand Bethel and this Grand Guardian Council for the ensuing year.

Installing Guides and Installing Marshals retire to Anteroom and Preparation Room. Representatives, Grand Bethel Officers and Grand Officers enter Bethel Room using special narration. The entrance of the Grand Bethel and Grand Officers is to be designed by the incoming GG, AGG and GBHQ.

Installing Guides and Installing Marshals return to their stations by marching along the West Marching Line.

When all officers are in position, the Installing Officer seats them with one rap of the gavel.

OPTIONAL: (If using an Installing Flag Bearer)

GBIO: Grand Bethel Installing Guide and Grand Bethel Installing Marshal (and Installing Flag Bearer), you will retire and present the Flag of our Country to the East.

Only the flag of the United States is presented, but it may be placed in the East prior to the ceremony. GB Installing Guide and GB Installing Marshal proceed, side by side, on West Line to South Marching Line, then east to Altar Line. Turn West and bow for Grand Bethel Installing Flag Bearer to follow. Then proceed west on South Marching Line to West Line, then north to North Marching Line, then west to Preparation Room. Installing Flag Bearer reenters from Preparation Room, followed by the GB Installing Guide and GB Installing Marshal. Installing Flag Bearer carries the flag according to the Ritual. Three raps of gavel. Use established floor lines to bring the flag to the East and places the flag in its stand. GB Installing Guide and GB Installing Marshal wait on sidelines. Installing Flag Bearer steps back and awaits the National Anthem.

GBIO: Please join me in singing our National Anthem. (song)

GBIO: All citizens of the United States will join in pledging allegiance to the flag.

ALL: Pledge of Allegiance.

The GB Installing Guide and Marshal, followed by the GB Installing Flag Bearer, return the GB Installing Flag Bearer to her station by following North Marching Line to West Line, to South Marching Line, to Flag Bearer's station. Seat GB Installing Flag Bearer with a slight bow, then return to their stations by marching side by side along South Marching Line and West Line.

ESCORT AND INTRODUCTIONS - ACCORDING TO RITUAL ONLY THOSE NOT PREVIOUSLY INTRODUCED

GBIO: Members and friends of Job's Daughters, we welcome you here to witness the Installation of the Grand Bethel and the Grand Guardian Council of Michigan, the Job's Daughters International.

IO: We will now install into their respective stations, the officers who have been elected and appointed to serve this Grand Bethel and this Grand Guardian Council for the ensuing year. Before installing them into office, we will ask the Blessing of our Father in Heaven. Installing Chaplain, you will attend at the Altar.

Three raps of gavel. Music for Altar service. Installing Chaplain opens Bible and kneels.

INSTALLING CHAPLAIN: Oh, merciful and loving Father, we come to Thee in Faith, knowing that Thou will hear and answer our prayer. Be very near to us in this hour and let Thy blessing rest upon us as we humbly seek to do Thy will. Grant those whom we are about to invest with authority, the spirit of love and charity. Help them to see clearly the power and influence of a beautiful and womanly life. May union and harmony prevail, and as they labor towards the highest ideals of life, may they become more gracious and loving, more faithful and patient day by day, and thus complete the foundation of a useful and perfect life. We ask it in Thy name. Amen.

(Music for Altar service. Sound gavel once.)

GBIO: Grand Bethel Installing Recorder, you will read the names of the Grand Bethel Officers, Grand Bethel Choir and Grand Bethel Representatives, elected or appointed, who are to serve this Grand Bethel for the ensuing term. As their names are read, they will rise and stand in front of their chairs.

GB INSTALLING RECORDER: (reads names and titles)

GBIO: Grand Bethel Installing Guide and Grand Bethel Installing Marshal, you will present the Grand

Bethel Officers, Grand Bethel Choir and Grand Bethel Representatives for the Obligation.

GB Installing Guide and GB Installing Marshal go to the Altar for Obligation by descending West Dais to West Line, proceed north and south to North and South Marching Lines, turn and march east to the Altar Line, turn north and south to the Altar and west to position one step north of the Altar for the Installing Marshal, and one step south of the Altar for Installing Guide. They face each other.

GB INSTALLING GUIDE: Grand Bethel Installing Officer, all is in readiness.

Installing Officer may give Obligation from the East or at the Altar. If the Installing Officer goes to the Altar, she must carry the gavel with her. She shall place the gavel over her heart for the obligation.

GBIO: (moves to altar) You will place your right hand over your heart and make this promise.

Do you promise that no Grand Bethel shall be opened without the presence of an Executive Member of the Grand Guardian Council? (Answer: I do.)

That you will be guided by the advice of the Grand Guardian Council in all matters concerning the work and welfare of the Grand Bethel? (Answer: I do.)

You will assume the following obligation:

In the presence of Almighty God - and these witnesses - I promise to obey the laws - of the Job's Daughters International - that I will counsel with my Grand Guardians - and be courteous and obedient unto them - that I will be faithful to the duties of my office - as outlined in the Ritual - that I will endeavor to live in accordance with its teachings - in the hope that I may be found worthy - of being one of "The Fairest in the Land" - that I will strive to be ever faithful to this promise - that should I violate this obligation - I agree to vacate my office - at the request - and upon the declaration - of the Grand Guardian.

Installing Officer returns to the East by backing up until halfway between the Altar and the East Line, then turning and ascending the dais. GB Installing Guide and Marshal proceed east to Altar Line, turn north and south to Waiting Stations and are seated.

IO: Installing Secretary, you will call the roll of officers elected and appointed to serve this Grand Guardian Council for the ensuing term, who, as their names are read, will rise and remain standing.

Installing Secretary: (Secretary will read names, titles.)

IO: Installing Guide and Installing Marshal, you will present the Grand Council Officers for the Obligation.

Installing Guide and Installing Marshal go to the Altar for Obligation by descending West Dais to West Line, proceed north and south to North and South Marching Lines, turn and march east to the Altar Line, turn north and south to the Altar and west to position one step north of the Altar for the Installing Marshal, and one step south of the Altar for Installing Guide. They face each other.

INSTALLING GUIDE: Installing Officer, all is in readiness.

Installing Officer may give Obligation from the East or at the Altar. If the Installing Officer goes to the Altar, she must carry the gavel with her. She shall place the gavel over her heart for the obligation.

IO: You will place your right hand over your heart and repeat the following obligation:

IO: I solemnly affirm on my honor - that I will conform to the Constitution - and By-laws of the Supreme

Guardian Council - and the Manual of Rules and Regulations - of the Grand Guardian Council of Michigan. That I will faithfully perform - the duties of my office - and earnestly endeavor to promote the welfare - and prosperity of our Order. That I will endeavor - by precept and example - to encourage in our Daughters - the practice of those virtues - principals and lofty ideals - which adorn womanhood - and make life rich - full and abundant. (Returns to East)

GENERAL INSTRUCTIONS FOR PRESENTING BETHEL AND COUNCIL OFFICERS TO BE INSTALLED

Grand Council officers should be seated on the outside with the exception of the Custodians who should be seated next to the steps and they need to assist anyone who goes to the East.

Installing Guide and Installing Marshal proceed from Waiting Stations (Altar Line at South and North Marching Lines) north and south to a point north and south of the Altar and turn west. As they enter the semicircle, the officer(s) to be installed advances to the Altar.

Installing Guide(s) and Installing Marshal(s) conduct the officers to their stations by leaving the Altar to the Altar line and then using the lines of march to their stations.

IO: The Grand Councilors, Grand Committee Members and Special Assistants will please rise and stand in front of their seats. (pause) (special charge written by the incoming Grand Guardian and provided to the Installing Officer.) (gavel)

GBIO: It gives me great pleasure to present the Grand Bethel Representatives for Installation. [the Grand Bethel Representatives rise] (special charge written by the incoming Grand Bethel Honored Queen and approved by the incoming Grand Guardian and provided to the Installing Officer. The narration shall end with . . . You may now invest yourself with your medallions.) Gavel.

GBIO: Grand Bethel Installing Guide and Grand Bethel Installing Marshal, you will present the Grand Bethel Choir West of the Altar [west of the formation].

Installing Guide and Installing Marshal escort Grand Bethel Choir to the Altar or west of the seating formation.

GBIO: It gives me great pleasure to present the Daughters of the Grand Bethel Choir. Daughters of the Grand Bethel Choir, your part in the ceremonies of the Grand Bethel is equally as important as that of other officers. The art of music is one of the highest accomplishments. Let your heart be so filled with life and joy, that the melody of your song will resound in the hearts and lives of the Daughters of this Grand Bethel, and all who enter this Holy Place, our Grand Bethel. Grand Bethel Installing Guide and Grand Bethel Installing Marshal, you will [invest the Grand Bethel Choir with the honors of their station and] escort them to their Station, after which you will present the Messengers west of the Altar. (Messengers stand at this time)

Installing Guide and Installing Marshal [present the Grand Bethel Medallions and then] escort Grand Bethel Choir to their stations and escort the Messengers west of the Altar.

GBIO: Daughter Grand Bethel Messengers, to you has been given the privilege of unfolding to the Pilgrims the story of Job's eventful life, his pleasure, his trials, his temptations, and his final triumph and peace. Be particular therefore, that your own interpretations be earnest and sincere, and that your own lives be an example of Patience and Faith, that your reward may be life's highest attainment.

IO: Grand Messengers, you are to fill the five stations representing the story of the life of Job, upon which the Ritual of our Order is founded. Your duty is to assist the Grand Guardian when requested to do so. Job's Daughters are "The Fairest in all the Land." With patience strive, in faith be firm, God will reward your high endeavor and may you ever be true messengers of helpfulness.

IO: Installing Guides and Installing Marshals, you will [invest the Grand Bethel Officers with the Honors of

their station and then] conduct these officers to their stations after which you will present the Custodians west of the Altar.

Custodians rise at this time. Installing Guide and Installing Marshal [present the Grand Bethel Medallions and then] escort officers to their stations and then present the Custodians west of the Altar.

GBIO: Daughter Grand Bethel Custodians, you are the custodians of the Dove and Urn of Incense, emblems of our Order. Ever let your life symbolize purity and prayer which they represent.

AIO: Grand Custodians, it is your duty to care for the properties of the Grand Guardian Council during its session and at all times to give the Grand Guardian such assistance as she may require of you. May your faithfulness to duty be of great benefit to our Order.

AIO: Installing Guides and Installing Marshals, you will [invest the Grand Bethel Officers with the Honors of their station and then] conduct these officers to their stations after which you will present the Librarians, Chaplains, Musician and Director of Music west of the Altar.

The officers rise at this time. Installing Guides and Installing Marshals [present the Grand Bethel Medallions and then] escort officers to their stations and then present the officers west of the Altar.

GBIO: Daughter Grand Bethel Chaplain, you are to lead the devotions of the Grand Bethel and give the Pledge of Honor to adults when necessary. May you also lead in reverence for sacred things - the beacon lights of life.

IO: Grand Chaplain, it is your duty to attend at the Altar and lead the Grand Guardian Council in its devotions. Prayer is an incense moving heavenward, fraught with hopes and desires. The beauty and the uplifting influence of sincere utterance of faith in God's guidance and ever ready strength as expressed in prayer, means much to our meetings. May God guide you in preparing for this service.

GBIO: Daughter Grand Bethel Musician, your duty is to preside at the instrument during the musical part of our ceremonies. May the harmony of your music ring so true that no discord will enter here.

IO: Grand Director of Music, it is your duty to supervise and direct the music in this Grand Jurisdiction. God gave us music. It is the essence of our Order and leads to all that is good, beautiful and harmonious. So attune your life that you may impart the heavenly gift of music to our Bethel choirs. How necessary to consider the message you would bring through the strings of your instrument.

GBIO: Daughter Grand Bethel Librarian, your duty is to encourage a taste for the arts and sciences by giving a report on an educational subject. Let your life be an open book whose pages are full of knowledge and truth.

IO: Grand Librarian, it is your duty to recommend to Bethels articles and books that will be helpful to Bethel Librarians. Whoever can develop a new idea, impel noble thought, or cause to be expressed one lofty sentence bestows a great blessing on the world. Give to your selections for our Daughters your most earnest and prayerful consideration.

IO: Installing Guides and Installing Marshals, [you will invest the Grand Bethel Officers with the Honors of their station and then] escort these officers to their stations after which you will present the Treasurers, Recorder and Secretary west of the Altar.

The officers rise at this time. Installing Guides and Installing Marshals [present the Grand Bethel Medallions and then] escort officers to their stations and then present the officers west of the Altar.

GBIO: Daughter Grand Bethel Recorder, it is your duty to record all actions of the Grand Bethel in proper form.

IO: Grand Secretary, it is your duty to keep a record of all proceedings of the Grand Guardian Council and

make an annual report thereof, to receive all money due the Grand Guardian Council and turn them over to the Grand Treasurer and perform the many other duties defined in the laws of the Order. Our progress depends largely upon the skill and intelligence with which you perform the trust that has been committed to you. Promptness and accuracy are essential.

GBIO: Daughter Grand Bethel Treasurer, your duty is to report the financial status of the Grand Bethel.

IO: Grand Treasurer, it is your duty to have charge of all funds and securities belonging to the Grand Guardian Council; to receive all moneys from the Grand Secretary, keeping an accurate account of said funds and make a complete report at the Annual Meeting. Integrity and honor will guide you in the faithful performance of your duties.

GBIO: Installing Guides and Installing Marshals, you will [invest the Grand Bethel Officers with the Honors of their station and then] conduct these officers to their stations after which you will present the Inner and Outer Guards west of the Altar.

Officers rise at this time. Installing Guides and Installing Marshals [present the Grand Bethel Medallions and then] escort officers to their stations and then present the Guards west of the Altar.

GBIO: Daughter Grand Bethel Guards, guard carefully the doors of our Grand Bethel and be alert, guarding against sins which are pressing for admission to pure hearts and minds.

AIO: Grand Inner Guard and Grand Outer Guard, your duty is to guard the doors of the Grand Guardian Council and the Grand Bethel at its Annual Sessions. A deeper obligation rests upon you to devote your efforts to promote the growth and influence of the Order. Be ever alert in the performance of your duties.

AIO: Installing Guides and Installing Marshals, you will [invest the Grand Bethel Officers with the Honors of their station and then] escort the Inner Guards and Outer Guards to their stations after which you will present the Guides and Marshals west of the Altar.

Officer rise at this time. Installing Guides and Installing Marshals [present the Grand Bethel Medallions and then] escort officers to their stations and then present the Guides and Marshals west of the Altar.

GBIO: Daughter Grand Bethel Guide, your duty is to guide the Pilgrims in their journey through the several epochs. Become familiar with the teachings of this Order, that you may be able to guide others and direct their footsteps in the ways of peace, truth, and uprightness of life.

IO: Grand Guide, it is your duty to escort distinguished guests and bring such matters before the Grand Guardian Council that will promote the growth and welfare of the Organization.

GBIO: Daughter Grand Bethel Marshal, your duty is to care for and display the National Emblem, to see that suitable preparation is made for our ceremonies, and to assist the Guide in conducting Pilgrims.

IO: Grand Marshal, it is your duty to assist the Grand Guide, to present and care for our National Emblem, and to perform such other duties as may be assigned to you by the Grand Guardian.

IO: Installing Guides and Installing Marshals, you will [invest the Grand Bethel Officers with the Honors of their stations and then] conduct these officers to their stations after which you will present the Vice Grand Guardian and the Vice Associate Guardian west of the Altar.

Officers rise at this time. Installing Guides and Installing Marshals [present the Grand Bethel Medallions and then] escort officers to their stations. *GB Installing Guide and GB Installing Marshal are seated at their waiting stations.* The Installing Guide and Marshal then present the VGG and the VAGG west of the Altar.

IO: Vice Grand Guardian, it is your duty to assist the Grand Guardian and assume her duties during her

absence or disability. It is also your duty to promote the growth and welfare of the Order. You are a weaver, adding new threads to our cloth of gold. Let it be your endeavor to add to its beauty, enhance its value and promote its usefulness.

AIO: Vice Associate Grand Guardian, it is your duty to assist the Associate Grand Guardian and assume his duties during his absence. Your past experience and a careful study of our laws will prepare you for the performance of these important duties.

IO: Installing Guide and Installing Marshal, you will escort the Vice Grand Guardian and the Vice Associate Grand Guardian to the East after which the Grand Bethel Installing Guide and Grand Bethel Installing Marshal will present the Grand Bethel Princesses west of the Altar.

Princesses rise at this time. Installing Guide and Installing Marshal escort VGG and VAGG to the East Line and return to the waiting stations and are seated. VGG and VAGG ascends dais and are seated. GB Installing Guide and GB Installing Marshal present Princesses west of the Altar.

GBIO: Daughter Grand Bethel Princesses, you have been elected to assist the Grand Bethel Honored Queen in all that she may require of you. You should conduct yourselves at all times with a quiet dignity befitting your high office. Be gracious in manner, courteous and gentle, expressing through your daily lives the principles of religion, virtue and honor. Grand Bethel Installing Guide and Grand Bethel Installing Marshal, you will conduct the Princesses to the East, to be invested with the honors of their stations.

GB Installing Guide and Junior Princess, side by side, leave between the station of Treasurer and Altar; GB Installing Marshal and Senior Princess, side by side, leave between the station of Chaplain and Altar; all four proceed to East Line. The Princesses may face either East or West to be invested with their capes and crowns. If they face West, the GB Installing Guide and GB Installing Marshal shall assist the Princess in kneeling in front of the Custodian and then step aside to in front of the appropriate pedestal. If the Princesses face East, the GB Installing Custodian shall assist the Princess in kneeling. GB Installing Senior and GB Installing Junior Custodian invest the Princesses with their capes and crowns. If the Princesses face West, the GB Installing Guide and GB Installing Marshal shall step back in front of the Princess and assist them in standing. If the Princesses face East, the GB Installing Custodians shall assist the Princesses in standing. Princesses face East.

GBIO: Daughter Grand Bethel Princesses, ever strive for beauty of character that will outshine the beauty and splendor of your raiment.

Princesses ascend the East Dais as GB Installing Guide and GB Installing Marshal return to their waiting stations by going North and South on the East Line, and then West to their waiting stations. When Princesses assume their stations they are seated.

GBIO: Installing Guide and Installing Marshal, you will present the Associate Grand Guardian at the Altar.

Installing Guide and Marshal retrace steps to waiting stations and then proceed to Associate Grand Guardian and present him at the Altar.

AIO: Associate Grand Guardian, it is your duty to assist the Grand Guardian in the performance of her duties, to assist her in all matters pertaining to the welfare of the Order and its relationship to Freemasonry, and to preside when requested to do so. The exercise of the principles of Freemasonry will enable you to perform your duties with honor and credit. Are you willing to assume these responsibilities? (Answer: I am.)

An appropriate musical selection may precede his escort to the East.

AIO: Installing Guide and Installing Marshal, you will escort the Associate Grand Guardian to the East. (three raps of Gavel)

Installing Guide and Installing Marshal escort the AGG to the East Line. AGG ascends dais. Installing Guide

and Installing Marshal return to waiting positions north and south of Altar. The Associate Grand Guardian may be escorted by immediate family members, limited to two, in which case the Installing Guide and Installing Marshal shall return to their waiting stations.

AIO: Introduces the Associate Grand Guardian. One rap of gavel. Returns the gavel to IO.

IO: Installing Guide and Installing Marshal, you will present the Grand Guardian at the Altar, cause her to kneel and place her hands on the Holy Bible.

The Installing Guide and Installing Marshal leave the West Dais and proceed to the Altar. Grand Guardian kneels, places hands upon the Holy Bible. The Bible is not turned. Installing Guide and Installing Marshal step back two steps.

IO: You will repeat after me: I sincerely promise that I will faithfully obey - and justly enforce - the Constitution and By-laws - of the Supreme Guardian Council - and Manual of Rules and Regulations - of this Grand Guardian Council - Job's Daughters International - that I will perform the duties of my office - to the best of my ability - that I will promote the growth of our Order - and foster its welfare - and that I will strive to be fair and impartial - in the exercise of the powers of my office - so help me God.

An appropriate musical selection may precede her escort to the East.

IO: Installing Guide and Installing Marshal, you will escort the Grand Guardian to the East. (three raps of gavel)

Installing Guide and Installing Marshal escort Grand Guardian to the East Line. Grand Guardian ascends dais. Installing Guide and Installing Marshal wait in front of the Custodian's pedestals, facing each other. The Grand Guardian is introduced. The Grand Guardian may be escorted by immediate family members, limited to two, in which case the Installing Guide and Installing Marshal shall return to their waiting stations. **The IO introduces the Grand Guardian.**

IO: Grand Guardian, the duties of your office are defined in the Manual of Rules and Regulations of this Grand Guardian Council and Constitution and By-laws of the Supreme Guardian Council, which are entrusted in your care. Into your custody is given the Charter of this Grand Guardian Council. In your keeping is the guidance and control of our Order in this State. Yours is an office of great responsibility as the welfare of the organization depends upon the manner in which you conduct its affairs. It is our prayer that Our Heavenly Father will give you courage to meet every difficulty, wisdom to judge each question aright and grace to sustain you in the performance of every duty. (Gavel).

If appropriate music selections have not been sung at the installation of the GG and AGG an appropriate music selection can be performed at this time.

GBIO: Grand Bethel Installing Guide and Grand Bethel Installing Marshal, you will cause the Grand Bethel Honored Queen to kneel at the Altar and place her hands on the open Holy Bible.

GB Installing Guide and GB Installing Marshal present Honored Queen at Altar. GB Installing Guide assist the Honored Queen to kneel and place her hands on the Bible. The Bible is not turned. GB Installing Guide and GB Installing Marshal step back two steps.

**GBIO: Grand Bethel Honored Queen, you will repeat after me:
I will be faithful to the laws - of the Job's Daughters International - respect the Supreme, Grand and Bethel Guardian Council - and endeavor to be worthy of my office - so help me God.**

Honored Queen removes hands from Bible.

GBIO: The one elected to hold the office of Grand Bethel Honored Queen should be generous in character,

kind, tolerant, and possessed with the ability to preside in a just and gracious manner. Her conversation should be both delightful and improving. Her taste in literature, arts and science should be such that she will lead the thoughts of others toward the highest and purest things in life. Polite and courteous attention to the advice of parents and guardians and consideration of the happiness of others will so strengthen your own life that the beauty of your young womanhood will be observed by all with whom you are associated, and the prayer of all you know and love you is, that our Heavenly Father will guide and direct you in your service of love.

GBIO marches around the North side of the Altar, hands gavel to GB Installing Marshal, stands behind the Honored Queen, places cape on Honored Queen. Honored Queen ties cords of cape.

This cape of royal purple is an emblem of your high office and symbolizes the love of the Grand Bethel members who have chosen you as their Grand Bethel Honored Queen.

(After cape is tied, the GB Installing Officer removes crown and places it on head of Honored Queen. As she places the crown on the Honored Queen) **I now place on your head this Crown, an emblem of leadership, and a symbol of your high position. May you wear it with dignity, grace and humility.** (After the word "humility" GBIO steps to side between Altar and Chaplain's station and continues:)

Grand Bethel Honored Queen, let wisdom and understanding crown your judgment, and the beauty and glory of your reign will be as lustrous as the sheen of your royal cloak. Ever strive to wear these honors with real dignity as befitting a Grand Bethel Honored Queen of this beautiful Order.

An appropriate musical selection may precede her escort to the East.

GBIO assists the Honored Queen to rise. The GB Installing Officer escorts the Honored Queen to the East by marching around the North side of Altar, while GB Installing Guide and GB Installing Marshal return to their stations. The Honored Queen may be escorted to the east by immediate family members, limited to two. The GB Installing Officer precedes them to the East. Three raps of gavel.

GBIO: It is with pleasure that I present _____ who has been installed Grand Bethel Honored Queen for the ensuing term. (applause) Grand Bethel Honored Queen, I present you with the gavel, the emblem of your authority, knowing that in your hands it will be used wisely and well.

Grand Bethel Honored Queen seats Bethel with one rap of the gavel and returns the gavel to the GBIO. Both remain standing.

GBIO: I now present you with a copy of the Constitution and Bylaws of the Job's Daughters International, and a copy of the Manual of Rules and Regulations of this Grand Guardian Council including the bylaws of this Grand Bethel. These are yours to study for the ensuing term. They define your duties and responsibilities. They also set forth the rights and privileges of all members of the Order. Examine them carefully that your duties may be well done, and the rights and privileges of members protected. Honored Queen is seated.

If appropriate music selections have not been sung at the installation of the GG, AGG and GBHQ, an appropriate music selection can be performed at this time.

GBIO: Grand Bethel Installing Recorder, you will make the proclamation. (GBIO is seated)

GB INSTALLING RECORDER: By direction of the Grand Bethel Installing Officer, I proclaim the Grand Bethel Officers, Choir and Representatives of the Grand Bethel of Michigan, and the Grand Officers, Counselors and Committee Members of the Grand Guardian Council of Michigan, Job's Daughters International, duly and legally installed for the transaction of business under the laws of the Job's Daughters International.

IO: (Sounds gavel) (To Grand Guardian) Grand Guardian, I now present you with the gavel, the emblem

of your authority as Grand Guardian. Wield it with wisdom, justice and equality. May our Order be a lasting monument to the virtues illustrated in the life of Job -- patience, faith, wisdom and justice. With God's help, may you conduct its affairs with thoughtful care for the benefit of our Masonic Daughters. Thus will our Order increase in prosperity and potent influence for good as the future unfolds. I congratulate you and the newly installed officers. We all wish for you a most successful year.

GG: Installing Guides and Installing Marshals, you will escort the Installing Officers to the seats reserved for them in the West.

ESCORT AND INTRODUCTIONS - ACCORDING TO RITUAL
ONLY THOSE NOT PREVIOUSLY INTRODUCED

PRESENTATIONS (KEEP THEM BRIEF!)

Grand Bethel Medallions
Grand Bethel Honored Queen's Pin
Past Grand Bethel Honored Queen's Jewel by a PGBHQ of MI
Grand Guardian's Pin
Associate Grand Guardian's Pin and collar
Past Grand Guardian's Pin - by a PGG or PAGG of MI
Past Associate Grand Guardian's Pin - by a PGG or PAGG of MI
Grand Guardian, Associate Grand Guardian, Grand Bethel Honored Queen's Gavel and/or Bible
(A brief combined presentation by the three Bethels of the newly installed presiding officers)

INTRODUCTIONS/ANNOUNCEMENTS

Introductions of Parents and Immediate Family - GBHQ, GG, AGG

REMARKS - only those approved by the GG, (the order is to be approved by her)

Supreme (Youth and Adult)
AGG
GG
GBHQ
Grand Master or his representative

GB HONORED QUEEN: Closing Ceremony.

Grand Bethel Installing Chaplain, you will attend at the Altar. (Three raps of gavel)

GB INSTALLING CHAPLAIN: Our Father In Heaven, we thank Thee for the Job's Daughters International. May we always be the "Fairest in the Land." Give to these officers who have been invested with authority, the appreciation and knowledge of their charges, so that they will always be faithful to our Order. Bless our Bethel, our girls and our leaders. We ask in Thy name. Amen.
(Chaplain rises, reverently closes Bible and returns to her station and then moves to the sidelines.)


GRAND GUARDIAN: Grand Marshal, you will declare this Grand Guardian Council Session from labor to rest to reconvene on _____ (day of the week), _____ (date) at _____ AM/PM in _____ (location), Michigan.

GRAND MARSHAL: By direction of the Grand Guardian, I declare this Grand Guardian Council Session from labor to rest to reconvene on _____ (day of the week), _____ (date) at AM/PM _____ in _____ (location), Michigan.

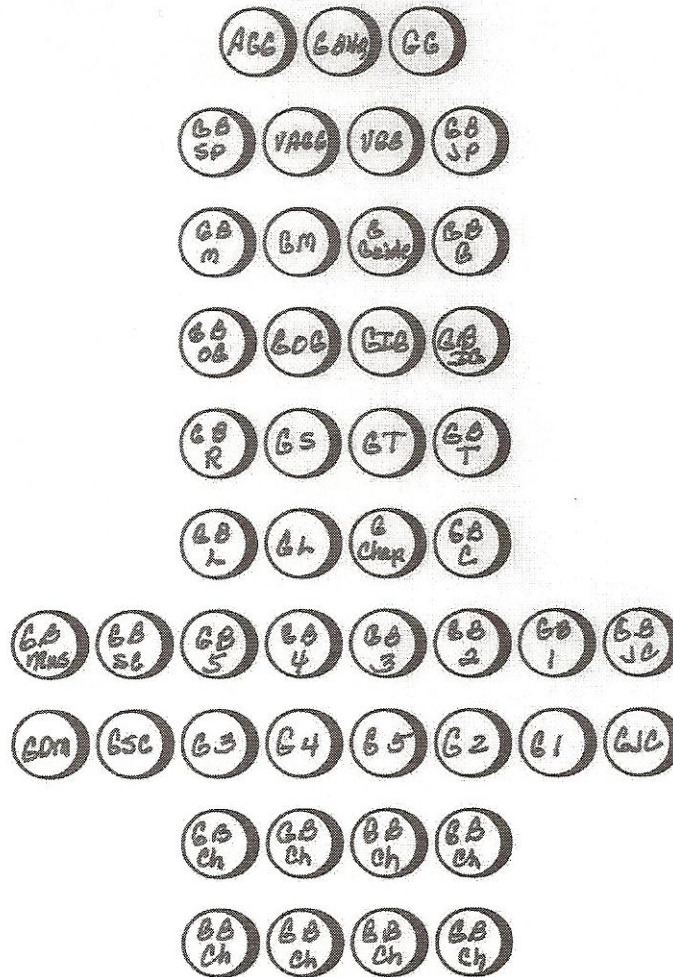
GB HONORED QUEEN: All present will be seated until the Grand Bethel Officers, Grand Bethel Choir, Grand Bethel Representatives and Grand Officers have retired.

The newly installed GG, AGG and GBHQ shall design an appropriate march and formation for the formal formation. It may or may not include the Lighted Cross Ceremony.

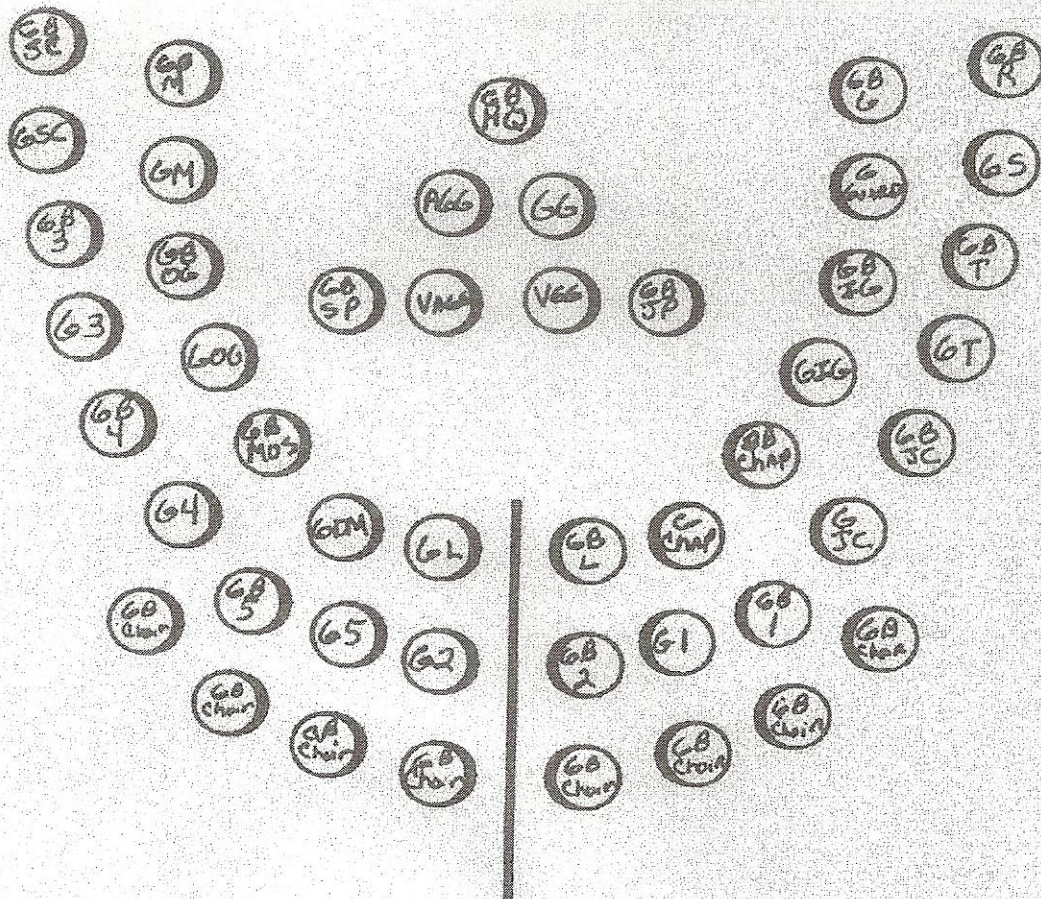
Altar



Altar



Altar



Aisle

INSTALLATION OF GRAND BETHEL WITH OPTION FOR INSTALLING GRAND COUNCIL

Grand Bethel Officer Medallions may be presented in any one of the six following ways unless turned in as part of the Grand Bethel Paraphernalia:

- ▲ The retiring Grand Bethel may use a special formation prior to the Installation to retire their medallions and lay them on the Altar.
- ▲ The Grand Bethel Representative Medallions are to be placed on or beneath their chairs on the sidelines prior to the ceremony.
- ▲ The medallions may be presented to each Grand Bethel Officer and Choir Member when they are presented West of the Altar following their charges.
- ▲ The medallions may be presented to the new officer and choir members by the retiring officer and choir members at their station during "Presentations" by a very simple march along the north and south marching lines until the former officers are directly opposite their former station.
- ▲ The medallions may be presented by the retiring Grand Bethel to the newly installed Grand Bethel by a simple march to the East Line, where the retiring Grand Bethel shall come from the sidelines and meet the new Grand Bethel in the center and present the medallions.
- ▲ At the discretion of the incoming Grand Bethel, the medallions may be presented as part of the closing formation of the installation ceremony.

No other variation will be allowed.

A Bible Ceremony may be used at this time.

Entrance of the retiring Grand Guardian and Associate Grand Guardian. The Grand Guardian and Associate Grand Guardian escorted by the GB Installing Senior Custodian and the GB Installing Junior Custodian enter the Grand Bethel room and proceed to the East as per Ritual. Associate Grand Guardian presents the Grand Guardian with the gavel. The Grand Marshal shall go to West and be ready to declare the Session from rest to labor.

GG: Grand Marshal, you will declare this Grand Guardian Council Session from rest to labor.

GM: By direction of the Grand Guardian, I declare this Grand Guardian Council Session from rest to labor.

GG: The Grand Bethel of Michigan Job's Daughters International is about to convene for the Ceremony of Installation. Associate Grand Guardian, you will retire and escort the Grand Bethel Installing Officer into the room.

Associate Grand Guardian descends the dais marches west to the Altar Line, turns left to the South Line, then right to entrance. Returning, with the GBIO on his right arm, he proceeds on the South Line to west of the Altar, turn north and proceed until west of the Altar, then turn and face east.

AGG: I have the honor of presenting _____, PHQ, Grand Bethel Honored Queen, who will preside as the Grand Bethel Installing Officer for the [morning, afternoon, evening].

GG: Associate Grand Guardian, you will conduct the Grand Bethel Installing Officer to the East.

AGG and GBIO leave Altar on the north side, proceed to the East, and ascend Dais as GG gives three raps of gavel. As they ascend dais Grand Guardian gives three raps of gavel (***).

GG: I have the pleasure of introducing _____, PHQ, Grand Bethel Honored Queen, who will preside as the Grand Bethel Installing Officer of the evening.

GBIO: I have the pleasure to introduce _____ Grand Guardian and Associate Grand Guardian.

Grand Guardian presents GB Installing Officer with the gavel. Grand Guardian and Associate Grand Guardian are seated in the East. One rap of gavel (*)

GBIO: Grand Bethel Installing Senior Custodian and Grand Bethel Installing Junior Custodian, you will retire and invite into the Grand Bethel Room the other Grand Bethel Installing Officers.

GB Installing Senior and GB Junior Custodian retire and take their places in lines. Led by the GB Installing Guide and the GB Installing Marshal, the GB Installing Officers march to the East Line facing west.

GB Installing Guide enters from the Anteroom, followed by GB Installing Flag Bearer, GB Installing Recorder, and GB Installing Junior Custodian.

GB Installing Marshal enters from the Preparation Room, followed by GB Installing Chaplain, and GB Installing Senior Custodian.

GB Installing Guide and GB Installing Marshal, followed by other GB Installing Officers, march on South and North Marching Lines to Altar Line, turn north and south to center of Altar, and march to East Line. They turn north and south and space themselves so that all GB Installing Officers are on East line in center of dais. All face west for introductions.

GBIO: In installing the Officers, Choir and Representatives of the Grand Bethel, I will be assisted by:

_____	(Name and titles) Grand Bethel Installing Guide
_____	(Name and titles) Grand Bethel Installing Marshal
_____	(Name and titles) Grand Bethel Installing Recorder
_____	(Name and titles) Grand Bethel Installing Chaplain
_____	(Name and titles) Grand Bethel Installing Musician
_____	(Name and titles) Grand Bethel Installing Senior Custodian
_____	(Name and titles) Grand Bethel Installing Junior Custodian
_____	(Name and titles) Grand Bethel Installing Flag Bearer
	<i>OPTIONAL: If flag bearer is used</i>
_____	(Name and titles) Narrator

GBIO: Grand Bethel Installing Guide and Grand Bethel Installing Marshal, you will conduct the Grand Bethel Installing Officers to their respective stations.

When GB Installing Officers are at their stations, one rap of the gavel (*); GBIO continues.

GBIO: Grand Bethel Installing Guide and Grand Bethel Installing Marshal, you will retire and escort into the Grand Bethel Room the Grand Bethel Officers, Choir and Representatives who are to serve the Grand Bethel for the ensuing term.

GB Installing Guide and GB Installing Marshal march to West Line, turn south and north to South and North Marching Line, turn west and stand at entrance.

Narrator: Reads the ceremony chosen from the Supreme Book of Ceremonies, Michigan Book of Ceremonies or one written by the Incoming Grand Bethel Honored Queen and approved by the Executive Grand Guardian Council. One rap of gavel (*).

PRESENTATION OF BIBLE: (If Bible is not already on the Altar)

GBIO: Grand Bethel Installing Guide, Grand Bethel Installing Marshal and Grand Bethel Installing Chaplain you will retire for the presentation of the Holy Bible.

GB Installing Guide and GB Installing Marshal proceed, side by side, on West line to North marching line then east to Altar line. Turn West and bow for the Grand Bethel Installing Chaplain to follow. Then proceed west on North marching Line to Preparation Room. GB Installing Chaplain reenters from Preparation Room, followed by the GB Installing Guide and GB Installing Marshal. As GB Installing Chaplain, followed by GB

Installing Guide and GB Installing Marshal, re-enters room, three raps of gavel (***). GB Installing Chaplain marches North to the position of the Chaplain and marches on a diagonal to a point half way from dais and Altar line. Approaches the Altar. GB Installing Chaplain places closed Bible on Altar, GB Installing Guide and GB Installing Marshal remain at waiting station, as per Ritual. One rap of gavel (*). GB Installing Chaplain, GB Installing Guide and GB Installing Marshal return to their stations.

PRESENTATION OF FLAG: Optional

GBIO: Grand Bethel Installing Guide, Grand Bethel Installing Marshal and Grand Bethel Installing Flag Bearer, you will retire and present the flag of our country to the East.

Only the flag of the host country needs to be presented, but it may be placed in the East prior to the Ceremony. GB Installing Guide and GB Installing Marshal proceed, side by side, on West line to South marching line then east to Altar line. Turn West and bow for the Grand Bethel Installing Flag Bearer to follow. Then proceed west on South marching Line to West line then north to North marching line, then west to Preparation Room. GB Installing Flag Bearer reenters from Preparation Room, followed by the GB Installing Guide and GB Installing Marshal. GB Installing Flag Bearer carries the flag according to the ritual. Three raps of the gavel. Use established floor lines to bring the flag to the East and places the flag in its stand. GB Installing Guide and GB Installing Marshal wait on sidelines. Installing Flag Bearer steps back and awaits the National Anthem.

GBIO: Please join me in singing our National Anthem. (song)

GBIO: All citizens of the United States will join in pledging allegiance to the flag.

ALL: Pledge of Allegiance.

The GB Installing Guide and Marshal, followed by the GB Installing Flag Bearer, return the GB Installing Flag Bearer to her station by following North Marching Line to West Line, to South Marching Line, to Flag Bearer's station. Seat GB Installing Flag Bearer with a slight bow, then return to their stations by marching side by side along South Marching Line and West Line.

ESCORT AND INTRODUCTIONS - ACCORDING TO RITUAL ONLY THOSE NOT PREVIOUSLY INTRODUCED

GBIO: Members and friends of Job's Daughters, we welcome you here to witness the Installation of the Grand Bethel Officers, Choir and Representatives of Michigan of the Job's Daughters International. They have been elected or appointed to serve for the ensuing year. Before installing them into office, we will ask the blessing of our Father in Heaven. Grand Bethel Installing Chaplain, you will attend at the Altar. Three raps of gavel (*).**

GB Installing Chaplain: Oh merciful and loving Father, we come to You in faith, knowing that You will hear and answer our prayer. Be very near to us in this hour and let Your richest blessing rest upon us as we humbly seek to do Your will. Grant those whom we are about to invest with authority, the spirit of love and charity. Help them to see clearly the power and influence of a beautiful and womanly life. May union and harmony prevail, and as they labor for the highest ideals of life, may they become more gracious and loving, more faithful and patient day by day, and thus complete the foundation of a useful and perfect life. We ask this in Your name. Amen. *GB Installing Chaplain returns to station. One rap of gavel(*).*

GBIO: Grand Bethel Installing Recorder, you will read the names of the Grand Bethel Officers, Choir and Representatives who are to serve this Grand Bethel for the ensuing year. As their names are read, they will rise and stand in front of their chairs.

GB Installing Recorder read names.

GBIO: Grand Bethel Installing Guide and Grand Bethel Installing Marshal, you will present the Grand Bethel Officers, Choir and Representatives for the Obligation.

GB Installing Guide and GB Installing Marshal go to the Altar for Obligation by leaving the West on the West line, proceed north and south to North and South marching lines, turn and march east to the Altar Line, then north and south to the Altar and west to position one step north of the Altar for the Installing Marsha, and one step south of the Altar for GB Installing Guide. They face each other.

GB Installing Guide: Grand Bethel Installing Officer all is in readiness.

GBIO may give Obligation from the East or at the Altar. If the GBIO goes to the Altar, she must carry the gavel with her. She shall place the gavel over her heart for the obligation. Gives three raps of gavel before leaving East. (***)

GBIO: You will place your right hand over your heart and make this promise:

Do you promise that no Grand Bethel shall be opened without the presence of a member of the Executive Grand Guardian Council? *(Answer I do.)*

That you will be guided by the advise of the Executive Grand Guardian Council in all matters concerning the work and welfare to the Grand Bethel? *(Answer I do.)*

You will assume the following obligation:

In the presence of Almighty God - and these witnesses - I promise to obey the laws - of the Job's Daughters International - that I will counsel with my Grand Bethel Guardians - and be courteous and obedient to them - that I will be faithful to the duties of my office - that I may be found worthy - of being one of "The Fairest in the Land" - that I will strive to be ever faithful to this promise - that should I violate this obligation - I agree to vacate my office - at the request - and upon the declaration - the Grand Guardian.

GBIO returns to East by backing up until halfway between the Altar and the East Line, then turning and ascending the dais. One rap of gavel (*). GB Installing Guide and GB Installing Marshal proceed east to Altar line, then north and south to waiting Stations.

GRAND BETHEL HONORED QUEEN INSTALLED LAST

If the Grand Bethel Honored Queen chooses to be installed first then the order would be as follows: GBHQ, GB Princesses, GB Guide and Marshal, GB Recorder and GB Treasurer, GB Chaplain, GB Musician, GB Librarian, GB Senior Custodian and GB Junior Custodian, GB Inner Guard and GB Outer Guard, GB Messengers, GB Choir, GB Representatives.

GENERAL INSTRUCTIONS: GB Installing Guide and GB Installing Marshal leave Waiting Stations (North and South line at Altar line) and proceed West on North and South marching lines to Officer(s) to be installed. Stand on respective Marching line, they bow for officer(s) to follow. GB Installing Guide proceeds East on South marching line to Altar line, North to a point between Altar and station of Chaplain, then west to West side of Altar and South to proper position.

At the same time, GB Installing Marshal proceeds East on North marching line to Altar line, South to a point between Altar and station of Treasurer, then West to West side of Altar and north to proper position. GB Installing Marshal is on the inside of the GB Installing Guide. Should the seating arrangement prevent the GB Installing Guide and GB Installing Marshal from marching around the Altar, the Guide shall march between the Treasurer and the Altar, face East, bow to the new officer(s) and they all face East. The Marshal shall march between the Chaplain and Altar, face East bow to the new officer(s) and they all face East.

When in position all face East. When Officer(s) to be installed are in place West of the Altar, GB Installing Guide and GB Installing Marshal step back two steps and wait for instructions for the GBIO to escort them to their respective stations. Then step back in line and bow for them to follow.

GBIO: It gives me great pleasure to present the Grand Bethel Representatives.

The Grand Bethel Representatives rise.

Grand Bethel Representatives you have been chosen to represent a State, Province, or Country. By interchange of communication and ideas you should become familiar with the activities of Bethels throughout the Job's Daughters International. That the Job's Daughters International may reap a full measure of growth from your duties well done, it is important that you be earnest and diligent in administration of your position, that the jurisdiction which you represent may be proud of your accomplishments. You may now invest yourselves with your medallions.

GBIO: Grand Bethel Installing Guide and Grand Bethel Installing Marshal you will present the Grand Bethel Choir at the Altar.

Daughters of the Grand Bethel Choir, your part in the ceremonies of the Bethel is equally as important as that of other Officers. The art of music is one of the highest accomplishments. Let your hearts be so filled with love and joy, that the melody of your song will resound in the hearts and lives of the Daughters of this Grand Bethel, and all who enter this Holy Place, our Bethel.

Grand Bethel Installing Guide and Grand Bethel Installing Marshal, you will present these Officers with their medallions, after which you will conduct them to their stations and present the Grand Bethel Inner Guard and Grand Bethel Outer Guard at the Altar.

GBIO: Grand Bethel Guards, guard carefully the doors of the Grand Bethel and be alert and watchful, guarding against sins which are pressing for admission to pure hearts and minds.

Grand Bethel Installing Guide and Grand Bethel Installing Marshal, you will present these Officers with their medallions, after which you will conduct them to their stations and present the Grand Bethel Senior Custodian and Grand Bethel Junior Custodian at the Altar.

GBIO: Grand Bethel Custodians, you are the custodians of the Dove and Urn of Incense, emblem of our Order. Ever let your life symbolizes purity and prayer which they represent.

Grand Bethel Installing Guide and Grand Bethel Installing Marshal, you will present these Officers with their medallions, after which you will conduct them to their stations and present the Grand Bethel Chaplain, Grand Bethel Musician, and Grand Bethel Librarian at the Altar.

GBIO: Grand Bethel Chaplain, you are to lead the devotions of the Grand Bethel and give the Pledge of Honor to adults when necessary. May you lead also in reverence for sacred things, the beacon lights of life.

Grand Bethel Musician, your duty is to preside at the instrument during the musical parts of our ceremonies. May the harmony of your music ring so true that no discord will enter here.

Grand Bethel Librarian, your duty is to encourage a taste for the arts and sciences by giving a report on an educational subject. Let your life be an open book whose pages are full of knowledge and truth.

Grand Bethel Installing Guide and Grand Bethel Installing Marshal, you will present these officers with their medallions, after which you will conduct them to their stations and present the Grand Bethel Recorder and the Grand Bethel Treasurer at the Altar.

GBIO: Grand Bethel Recorder, it is your duty to record all actions of the Grand Bethel in proper form.

Grand Bethel Treasurer it is your duty to report the financial standing of the Grand Bethel.

Grand Bethel Installing Guide and Grand Bethel Installing Marshal, you will present these officers with their medallions, after which you will conduct them to their stations and present the five Grand Bethel Messengers at the Altar.

GBIO: Grand Bethel Messengers, to you is given the privilege of unfolding to the Pilgrims the story of Job's eventful life, his pleasures, his trials, his temptations and his final triumph and peace. Be particular therefore, that your own interpretations be earnest and sincere, and that your own lives be an example of patience and faith that your reward may be life's highest attainment.

Grand Bethel Installing Guide and Grand Bethel Installing Marshal you will present these officers with their medallions, after which you will conduct them to their stations and present the Grand Bethel Guide and the Grand Bethel Marshal at the Altar.

GBIO: Grand Bethel Guide, your duty is to escort distinguished guests and to promote the welfare of the Grand Bethel.

Grand Bethel Marshal, your duty is to care for the flag of our country to see that suitable preparation is made for our ceremonies and to assist the Grand Bethel Guide in her duties.

Grand Bethel Installing Guide and Grand Bethel Installing Marshal you will present these officers with their medallions, after which you will conduct them to their stations and present the Grand Bethel Senior Princess and the Grand Bethel Junior Princess at the Altar.

GBIO: Daughter Princesses, you have been elected to assist the Grand Bethel Honored Queen in all that she may require of you. You should conduct yourselves at all times with quiet dignity befitting your high offices. Be gracious in manner, courteous and gentle, expressing through your daily lives the principles of faith, virtue and honor.

Grand Bethel Installing Guide and Grand Bethel Installing Marshal, you will conduct the Grand Bethel Princesses to the East Line to be invested with their medallions and the honors of their stations.

GB Installing Guide and Junior Princess, side by side, leave between the station of Treasurer and Altar; GB Installing Marshal and Senior Princess, side by side, leave between the station of Chaplain and Altar; all four proceed to East Line. The Princesses may face either East or West to be invested with their capes and crowns. If they face West, the GB Installing Guide and GB Installing Marshal shall assist the Princesses in kneeling in front of the Custodian and then step aside to in front of the appropriate pedestal. If the Princesses face East, the GB Installing Custodian shall assist the Princesses in kneeling. GB Installing Senior and GB Installing Junior Custodian invest the Princesses with their capes and crowns. If the Princesses face West, the GB Installing Guide and GB Installing Marshal shall step back in front of the Princesses and assist them in standing. If the Princesses face East, the GB Installing Custodians shall assist the Princesses in standing. Princesses face East.

GBIO: Grand Bethel Princesses, ever strive for beauty of character that will outshine the beauty and splendor of your raiment. (Grand Bethel Princesses rise and ascend dais. Three raps of gavel (*)**

GBIO: It is with pleasure that I present _____ who has been installed Grand Bethel Senior Princess and _____ who has been installed Grand Bethel Junior Princess.
One rap of the gavel (*)

GB Installing Guide and GB Installing Marshal return to their waiting stations by going North and South on the East line, then West to their waiting stations.

GBIO: Grand Bethel Installing Guide and Grand Bethel Installing Marshal, you will cause the Grand Bethel Honored Queen to kneel at the Altar and place her hands on the open Holy Bible.

GB Installing Guide and GB Installing Marshal assist the Grand Bethel Honored Queen to kneel. Grand Bethel Honored Queen places her hands on the Bible. DO NOT TURN BIBLE. GBIO descends dais to a point one step East of and in center of Altar.

GBIO: Grand Bethel Honored Queen, you will repeat after me. I will be faithful to the laws - of the Job's

Daughters International - respect the Supreme, Grand and Bethel Guardian Councils - and endeavor to be worthy of my office - so help me God.

The one elected to hold the office of Grand Bethel Honored Queen should be generous in character, kind, tolerant and possessed with the ability to preside in a just and gracious manner. Her taste in literature, arts and sciences should be such that she will lead the thoughts of others toward the highest and purest things in life. Polite and courteous attention to the advice of parents and guardians and the consideration of the happiness of others will so strengthen your own life that the beauty of your young womanhood will be observed by all with whom you are associated, and the prayer of all who know and love you is, that our Heavenly Father will guide and direct you in your service of love.

GBIO moves around Altar and stands behind Grand Bethel Honored Queen.

This cape is an emblem of your high office and symbolized the love of the Grand Bethel members who have chosen you as their Honored Queen. I now place on your head this crown, an emblem of leadership and a symbol of your high position. May you always wear it with dignity, grace and humility.

GBIO moves to between the Altar and Chaplain's station.

Grand Bethel Honored Queen, let wisdom and understanding crown your judgement, and the beauty and glory of your reign will be as lustrous as the sheen of your royal cloak. Always strive to wear these honors with real dignity as becoming a Grand Bethel Honored Queen of this beautiful Order.

SPECIAL MUSIC: (Optional)

Grand Bethel Honored Queen rises and GBIO escorts her to the East. GB Installing Guide and GB Installing Marshal return to their stations. Three raps of the gavel (***).

GBIO: It is with pleasure that I present _____ who has been installed as Grand Bethel Honored Queen for the ensuing year. (*Applause.*)

GBIO: Grand Bethel Honored Queen, I present you with the gavel, the emblem of your authority, knowing that in your hands it will be used wisely and well.

Grand Bethel Honored Queen gives one rap of gavel (*).

GBIO: I now present you with a copy of the Constitution and Bylaws of the Job's Daughters International and the Manual of Rules and Regulations of the Grand Guardian Council of Michigan including the bylaws of the Grand Bethel of Michigan. These are yours to study for the ensuing term. They define your duties and responsibilities. They also set forth the rights and privileges of all members of the Order. Examine them carefully that your duties may be well done, and the rights and privileges of the members protected.

GBIO: Grand Bethel Installing Recorder, you will make the proclamation.

GB Installing Recorder: By directions of the Grand Bethel Installing Officer and the Grand Guardian Council, I proclaim the Grand Bethel Officers, Choir and Representatives of the Grand Bethel of Michigan, Job's Daughters International, legally installed for the transaction of business under the laws of the Job's Daughters International and the Grand Guardian Council of Michigan.

One rap of the gavel (*).

GBIO: Grand Bethel Installing Guide and Grand Bethel Installing Marshal, you will retire the Grand Bethel Installing Officers.

PRESENTATIONS:

INSTALLATION OF THE GRAND GUARDIAN COUNCIL (OPTIONAL)

(per ceremony in the Michigan Book of Ceremonies).

Grand Bethel Medallions

Grand Bethel Honored Queen's Pin

Past Grand Bethel Honored Queen's Jewel by a PGBHQ of MI

Grand Guardian's Pin

Associate Grand Guardian's Pin and collar

Past Grand Guardian's Pin - by a PGG or PAGG of MI

Past Associate Grand Guardian's Pin - by a PGG or PAGG of MI

Grand Guardian, Associate Grand Guardian, Grand Bethel Honored Queen's Gavel and/or Bible

(A brief combined presentation by the three Bethels of the newly installed presiding officers)

ACCEPTANCE SPEECH OF THE GRAND BETHEL HONORED QUEEN

Introduction of family

REMARKS - only those approved by the GG, (the order should be approved by the GG)

Supreme (Youth and Adult)

AGG

GG

GBHQ

Grand Master or his representative (must be last)

CLOSING

GB HONORED QUEEN: Grand Bethel Chaplain, you will attend at the Altar.

Three raps of the gavel (***).

GB INSTALLING CHAPLAIN: Our Father in Heaven, we thank You for the Job's Daughters International.

May we always be "The Fairest In All The Land". Give to these Officers who have been invested with authority, the appreciation and knowledge of their charges, so that they will always be faithful to our Order. We ask in Thy Name. Amen.

Chaplain rises, reverently closes the Bible, as per Ritual, and returns to her station.

GRAND GUARDIAN: Grand Marshal you will declare this Grand Guardian Council Session from labor to rest to reconvene on _____ at _____ in _____, Michigan.

GRAND MARSHAL: By directions of the Grand Guardian, I declare this Grand Guardian Council Session from labor to rest to reconvene on _____ at _____ in _____, Michigan.

GB HONORED QUEEN: All present will be seated until the Grand Bethel has retired.

The newly installed GG, AGG and GBHQ shall design an appropriate march and formation for the formal retiring of the Grand Bethel and Grand Council. At their discretion this may or may not include a closing formation. It may or may not include the Lighted Cross Ceremony.

INSTALLATION OF GRAND GUARDIAN COUNCIL

(To be used when part of Grand Bethel Installation)

(Grand Bethel Installation would come first and under presentation the first item would be for the Grand Bethel Honored Queen to present the Grand Council for Installation.)

Grand Bethel Honored Queen:

I have the pleasure to present the Grand Guardian Council for Installation. It is my pleasure to introduce *(Name of Installing Officer, if desired may use an Associate Installing Officer)* who will serve as the Installing Officer.

Collar presentation - NO Variation will be permitted

The Associate Grand Guardian may be invested with his collar in one of three ways described here.

- ✦ The AGG collar may be presented when the AGG is at the Altar, immediately following his charges by the Installing Guide and Installing Marshal (or AGG or Associate Installing Officer)
- ✦ The AGG collar may be presented to the AGG immediately upon his arrival in the East after being given his charges by the AIO if there is one
- ✦ The AGG collar may be presented to the AGG at the same time he receives his AGG jewel by the retiring AGG

The Grand Council Officers would be seated on one side of the Bethel Room or equally divided on two sides and would be returned to their seats after being installed with the exception of the GG and AGG who will be taken to the East. The Installing Guide and Installing Marshal should use the shortest lines of march using the Altar line, North and South and East and West lines.

Order of installation:

Grand Guardian

Associate Grand Guardian

Vice Grand Guardian and Vice Associate Grand Guardian

Grand Guide and Grand Marshal

Grand Inner Guard and Grand Outer Guard

Grand Secretary and Grand Treasurer

Grand Librarian, Grand Chaplain and Grand Director of Music

Grand Senior and Grand Junior Custodians

Grand Messengers

Grand Councilors and Committee (Appropriate charge to be approved by the incoming GG)

If the Grand Guardian wants to be installed last then the order would be: Grand Councilors and Committee, Grand Messengers, Grand Sr. and Jr. Custodians; Grand Librarian, Grand Chaplain and Grand Director of Music; Grand Secretary and Grand Treasurer; Grand Inner Guard and Grand Outer Guard; Vice Grand Guardian and Vice Associate Grand Guardian; Associate Grand Guardian; Grand Guardian. If an Associate Installing Officer is used he will install all male officers.

IO: The Installing Officers will take their stations.

(Installing officers remaining standing)

We have assembled this evening for the purpose of installing the newly elected and appointed Officers of the Grand Guardian Council of Michigan Job's Daughters International. In installing these officers I will be assisted by:

_____ as Associate Installing Officer (if used)
_____ as Installing Guide
_____ as Installing Marshal
_____ as Installing Chaplain
_____ as Installing Secretary

We will now install into their respective stations, the Officers who have been elected and appointed to serve this Grand Guardian Council for the ensuing year. Before proceeding we will ask the blessing of our Heavenly Father. Installing Chaplain, you will attend at the Altar. *Three raps of gavel (***)*.

Installing Chaplain:

Heavenly Father, source of all love and companion, let Your blessings rest upon us as we seek to do Your will. Give to these officers who are about to assume leadership of our Daughters in this jurisdiction, wisdom, courage, and love. Keep them true that they may be fit leaders for the “Fairest In The Land”. Bless our Order, that the work we strive to do may be attuned to Your Divine plan. Amen. *One rap of gavel (*)*.

IO: Installing Secretary, you will call the roll of Officers elected and appointed to serve this Grand Guardian Council for the ensuing term, who as their names are read, will rise and remain standing.

Installing Secretary reads office, name, and titles.

IO may give the Obligation from the East or at the Altar, if the IO goes to the Altar she takes the gavel with her.

IO: You will place your right hand over your heart and repeat the following Obligation:

I solemnly affirm on my honor — that I will conform to the Constitution and Bylaws — of the Supreme Guardian Council — and Manuel of Rules and Regulations — of the Grand Guardian Council of Michigan.

That I will faithfully perform — the duties of my office — and earnestly endeavor — to promote the welfare — and prosperity of our Order.

That I will endeavor — by precept and example — to encourage in our Daughters — the practice of those virtues — principles and lofty ideals — which adorn womanhood — and make life rich, full and abundant. *One rap of the gavel (*)*.

IO: Installing Guide and Installing Marshal, you will present the Grand Guardian at the Altar, cause her to kneel and place her hands on the Holy Bible.

(DO NOT TURN BIBLE The IO may install the Grand Guardian from the East or at the Altar, if the IO leaves the East the IO will take the gavel with her.)

You will repeat after me: I sincerely promise that I will faithfully obey - and justly enforce - the Constitution and Bylaws - of the Supreme Guardian Council - the Manual of Rules and Regulations - of the Grand Guardian Council of Michigan - Job’s Daughters International - that I will promote the growth of our Order and foster its welfare - and that I will strive to be fair and impartial - in the exercise of the powers of my office - so help me God.

Grand Guardian rises. Solo or appropriate selection may precede her escort to the East.

If the IO is at the Altar, she/he may escort the Grand Guardian to the East. The Installing Guide and Installing Marshal go to the Waiting Stations. If she/he does not escort the Grand Guardian to the East or if she/he remained in the East, she/he says:

IO: Installing Guide and Installing Marshal, you will escort the Grand Guardian to the East.

*Installing Guide and Installing Marshal proceed to Altar line, with Grand Guardian in center, march to East Line. Grand Guardian ascends Dais, Installing Guide and Installing Marshal back to Custodians pedestals, facing each other. Three raps of gavel (***)*. Grand Guardian is introduced.

IO: Grand Guardian, the duties of your officer are defined in the Manual of Rules and Regulations of this Grand Guardian Council and Constitution and Bylaws of the Supreme Guardian Council, which are entrusted in your care. Into your custody is given the Charter of this Grand Council. In your keeping is now entrusted the guidance and control of our Order in this jurisdiction. Yours is an office of great responsibility as the welfare of the organization depends upon the manner in which you conduct its affairs. It is our prayer that our Heavenly Father will give you courage to meet every difficulty, wisdom to judge each question aright and grace to sustain you in the performance of every duty. *One rap of gavel (*)*

If there is an Associate IO the IO hands gavel to the AIO.)

IO: Installing Guide and Installing Marshal, you will present the Associate Grand Guardian at the Altar. *(When in position)*

AIO: Associate Grand Guardian, it is your duty to assist the Grand Guardian in the performance of her duties, to assist her in all matters pertaining to the welfare of the Order and its relationship to Freemasonry, and to preside when requested to do so. The exercise of the principles of Freemasonry will enable you to perform your duties with honor and credit. Are you willing to assume these responsibilities? (Answer: I am.)

(Solo or appropriate selection may precede his escort to the East.)

AIO: Installing Guide and Installing Marshal you will escort the Associate Grand Guardian to the East. *Three raps of gavel (***) Introduces Associate Grand Guardian. One rap of gavel (*)*

(If the GG or AGG they may have one solo to the two of them at this time.)

IO: Installing Guide and Installing Marshal, you will present the Vice Grand Guardian and the Vice Associate Grand Guardian at the Altar. *(When in position.)*

Vice Grand Guardian, it is your duty to assist the Grand Guardian and assume her duties during her absence or disability. It is also your duty to promote the growth and welfare of the Order. You are a weaver, adding new threads to our cloth of gold. Let it be your endeavor to add to its beauty, enhance its value and promote its usefulness.

AIO: Vice Associate Grand Guardian, it is your duty to assist the Associate Grand Guardian and assume his duties during his absence. Your past experience and a careful study of our laws will prepare you for the performance of these important duties.

Installing Guide and Installing Marshal, you will escort the Vice Grand Guardian and Vice Associate Grand Guardian to their seats and present the Grand Guide and Grand Marshal at the Altar.

IO: *(When in position.)* Grand Guide, it is your duty to escort distinguished guests and bring such matters before the Grand Guardian Council as will promote the growth and welfare of the organization.

Grand Marshal, it is your duty to assist the Grand Guide, to present and care for our National Emblem, and to perform such other duties as may be assigned to you by the Grand Guardian.

Installing Guide and Installing Marshal, you will escort these officers to their seats and present the Grand Inner and Grand Outer Guard at the Altar.

AIO: *(When in position.)* Grand Inner Guard and Grand Outer Guard, your duty is to guard the doors of the Grand Guardian Council at its Annual Session. A deeper obligation rests upon you to devote your efforts to promote the growth and influence of the Order. Be ever alert in the performances of your duties.

Installing Guide and Installing Marshal you will escort the Grand Inner Guard and Grand Outer Guard to their seats and present the Grand Secretary and Grand Treasurer at the Altar.

IO: *(When in position.)* Grand Secretary, it is your duty to keep a record of all proceedings of the Grand Guardian Council and make an annual report thereof, to receive all monies due the Grand Guardian Council and turn them over to the Grand Treasurer and perform the many other duties defined in the laws of the Order. Our progress depends largely upon the skill and intelligence with which you perform the trust that has been committed to you. Promptness and accuracy are essential.

Grand Treasurer, it is your duty to have charge of all funds and securities belonging to the Grand Guardian Council; to receive all monies from the Grand Secretary, keeping an accurate account of the same and make a complete report at the annual meeting. Integrity and honor will guide you in the faithful performance of your duties.

Installing Guide and Installing Marshal you escort these officer to their seats and present the Grand Librarian, Grand Chaplain and Grand Director of Music at the Altar.

IO: *(When in position.)* Grand Librarian, it is your duty to recommend to Bethels, articles and books that will be helpful to Bethel Librarians. Whoever can develop a new idea, impel a noble thought, or cause to be expressed one lofty sentence, bestows a great blessing on the world. Give to your selections for our Daughters your most earnest and prayerful consideration.

Grand Chaplain, it is your duty to attend at the Altar and lead this body in its devotions. Prayer is an incense moving heavenward, fraught with hopes and desires. The beauty and the uplifting influence of sincere utterance of faith in God's guidance and every ready strength as express in prayer, means much to our meetings. May God guide you in preparing for this service.

Grand Director of Music, it is your duty to supervise and direct the music in this Grand Jurisdiction. God gave us music. It is the essence of our Order and leads to all that is good, beautiful and harmonious. So attune your life that you may impart the heavenly gift of music to our Bethels. How necessary to consider the message you would bring through the strings of your instrument.

Installing Guide and Installing Marshal you will escort these Officers to their seats and present the Grand Senior Custodian and Grand Junior Custodian at the Altar.

AIO: *(When in position.)* Grand Custodians, it is your duty to care for the properties of the Grand Guardian Council during its session and at all times to give the Grand Guardian such assistance as she may require of you. May your faithfulness to duty be a great benefit to our Order.

Installing Guide and Installing Marshal you will escort these officers to their seats and present the Grand Messengers at the Altar.

IO: *(When in position.)* Grand Messenger, you are to fill the five stations representing the story of the life of Job, upon which the Ritual of our Order is founded. Your duty is to assist the Grand Guardian when requested to do so. Job's Daughters are "The Fairest In All The Land". With patience strive, in faith be firm, God will reward your high endeavor and may you ever be true messengers of helpfulness.

Installing Guide and Installing Marshal you will escort these officers to their seats.

IO: Installing Secretary, you will proclaim the Officers of this Grand Guardian Council duly and leally installed.

Installing Secretary: By direction of the IO, and by authority of the Supreme Guardian Council, I now proclaim the officers of the Grand Guardian Council of Michigan, Job's Daughters International, duly and legally installed for the ensuing year.

One rap of gavel ().*

IO: Grand Guardian, I now present you with the gavel, the emblem of your authority as Grand Guardian. Wield it with wisdom, justice, and equality. May our Order be a lasting monument to the virtues illustrated in the life of Job — patience, faith, wisdom, and justice. With God's help, may you conduct its affairs with thoughtful care for the benefit of our Masonic Daughters. Thus will our Order increase in prosperity and be an influence for the good as the future unfolds.

I congratulate you and the newly installed Officers. We all wish for you a most successful year.

Grand Guardian directs the Installing Officers to retire.

Grand Guardian hands the gavel to the GBHQ.

(Grand Guardian and Associate Grand Guardian would give their acceptance speech as part of their remarks)

GRAND BETHEL BUSINESS MEETING

GRAND BETHEL RITUALISTIC OPENING

The Grand Bethel may use the opening and closing marches as per ritual or the Grand Bethel, with the approval of the Grand Guardian, may use a special opening and closing march.

Admission to the Grand Bethel Meeting shall be by Grand Bethel Dues Cards only, see Michigan Manual Article III, (e).

Admission to the Delegate seating section shall be by Grand Bethel Dues Cards and Delegate Badges.

Absolutely no pictures are to be taken during the Grand Bethel Meeting!

BIBLE CEREMONY

If there is none, the Bible is placed on the Altar prior to the entrance of the Grand Guardian, etc.

GRAND MARSHAL: (without direction from the East) declares the Grand Guardian Council Session from rest to labor.

ENTRANCE

Entrance of the Grand Guardian, Associate Grand Guardian, Grand Bethel Custodians and the Grand Bethel Choir, as approved by the Grand Guardian.

After the Grand Bethel Choir are at their stations the Associate Grand Guardian hands the gavel to the Grand Guardian.

GRAND GUARDIAN: The Grand Bethel of Michigan of the Job's Daughters International is about to convene. All members, parents, grandparents, guardians of Job's Daughters and adults with proper Masonic Relationship are invited to remain.

Grand Bethel Officer enter, Grand Guardian introduces the Grand Bethel Honored Queen and hands her the gavel.

GRAND BETHEL HONORED QUEEN: The Grand Bethel Officers will take their stations.

FLAG CEREMONY

If there are members or visitors from a country in which we have Job's Daughters, that country's flag should be presented.

GRAND BETHEL HONORED QUEEN: Grand Bethel Marshal, you will display the National Emblem.

(3 raps of gavel)

All sing the National Anthem.

After the National Anthem is sung and while the American Flag is still at the Altar, the GBHQ will read an appropriate tribute approved by the GG.

GRAND BETHEL HONORED QUEEN: Grand Bethel Marshal, you will place the flag in the East at the right of the Grand Bethel Senior Princess.

Grand Bethel Marshal escorts the flag to the East per ritual.

GRAND BETHEL HONORED QUEEN: All citizens of the United States of America will repeat the Pledge of Allegiance. (1 rap of gavel)

Escort of national emblems per ritual if visitors are present from other countries)

ESCORT OF BETHEL FLAG

With the approval of the GG, the GBHQ shall appoint a member of the Grand Bethel Choir to act as Grand Bethel Flag Bearer. The Flag may be placed in the East prior to the meeting.

GRAND BETHEL HONORED QUEEN: Grand Bethel Flag Bearer, you will display the Bethel Flag.

GB Flag Bearer presents the Bethel Flag at the Altar as per the ritual

GRAND BETHEL HONORED QUEEN: Daughters, you will rise and join with me in singing the Bethel Flag Song.

Daughters rise and join in singing the Bethel Flag Song.

GRAND BETHEL HONORED QUEEN: GB Flag Bearer, you will place the Bethel Flag in the East at the left of the GB Junior Princess. (1 rap of gavel)

GRAND BETHEL HONORED QUEEN: Grand Bethel Inner Guard are all entitled to remain?

GRAND BETHEL INNER GUARD: All are entitled to remain

GRAND BETHEL HONORED QUEEN: All members Job's Daughters, except Grand Bethel Officers of Michigan will rise and take part in the purging ceremony. Members will form a line at the East on both the North and South sides of the room. (pause) Grand Bethel Guide (rises) and Grand Bethel Marshal (rises), Grand Bethel Sr. Custodian (rises) and Grand Bethel Jr. Custodian (rises) you will purge the Grand Bethel.

GRAND BETHEL STATIONS AND DUTIES

GRAND BETHEL HONORED QUEEN: That you may be able to more fully understand the function of the Grand Bethel of Michigan, let us be attentive while the Grand Bethel Officers explain their stations.

All daughters sing "Behold We are the Daughters of Job".

GRAND BETHEL HONORED QUEEN: Grand Bethel Inner Guard

GRAND BETHEL INNER GUARD: (Rises and nods) Grand Bethel Honored Queen

GRAND BETHEL HONORED QUEEN: You will relieve the Grand Bethel Outer Guard, and direct her to report to your station.

GB Inner Guard give raps, GB Outer Guard responds.

GRAND BETHEL INNER GUARD: (Faces west) Grand Bethel Outer Guard, the Grand Bethel Honored Queen directs you to report to my station and I am to remain at your station until you return.

GRAND BETHEL HONORED QUEEN: Grand Bethel Outer Guard, where is your station in the Grand Bethel and what is your duty?

GRAND BETHEL OUTER GUARD: (nods) Grand Bethel Honored Queen, my station is outside the closed Anteroom door. My duty is to prevent interruptions during Grand Bethel meetings and with your permission, allow only those to enter who are qualified.

GRAND BETHEL HONORED QUEEN: Grand Bethel Outer Guard you will relieve the Grand Bethel Inner Guard and direct her to return to her station.

GB Outer Guard gives raps, GB Inner Guard responds

GRAND BETHEL OUTER GUARD: Grand Bethel Inner Guard, the Grand Bethel Honored Queen directs you to return to your station.

GRAND BETHEL HONORED QUEEN: Grand Bethel Inner Guard, where is your station in the Grand Bethel and what is your duty?

GRAND BETHEL INNER GUARD: (nods) Grand Bethel Honored Queen, my station is inside the closed door of entrance to the Grand Bethel. My duty is to respond to warnings from without and to convey your

orders to the Grand Bethel Outer Guard. (Remains standing)

GRAND BETHEL HONORED QUEEN: Grand Bethel Junior Custodian, where is your station in the Grand Bethel?

GRAND BETHEL JUNIOR CUSTODIAN: (rises and nods) Grand Bethel Honored Queen, my station is at the left and west of the Grand Bethel Junior Princess. (Faces west and remains standing)

GRAND BETHEL HONORED QUEEN: Grand Bethel Senior Custodian, where is your station in the Grand Bethel?

GRAND BETHEL SENIOR CUSTODIAN: (rises and nods) Grand Bethel Honored Queen, my station is at the right and west of the Grand Bethel Senior Princess. (Faces west and remains standing)

GRAND BETHEL HONORED QUEEN: Grand Bethel First Messenger, where is your station in the Grand Bethel?

GRAND BETHEL FIRST MESSENGER: (rises and nods) Grand Bethel Honored Queen, my station is in the Messengers' semi-circle between the Grand Bethel Treasurer and Grand Bethel Second Messenger and facing the Grand Bethel Honored Queen. (Remains standing)

GRAND BETHEL HONORED QUEEN: Grand Bethel Second Messenger, where is your station in the Grand Bethel?

GRAND BETHEL SECOND MESSENGER: (rises and nods) Grand Bethel Honored Queen, my station is in the Messengers' semi-circle between the Grand Bethel First Messenger and Grand Bethel Fifth Messenger and facing the Grand Bethel Honored Queen. (Remains standing)

GRAND BETHEL HONORED QUEEN: Grand Bethel Third Messenger, where is your station in the Grand Bethel?

GRAND BETHEL THIRD MESSENGER: (rises and nods) Grand Bethel Honored Queen, my station is in the Messengers' semi-circle between the Grand Bethel Chaplain and Grand Bethel Fourth Messenger and facing the Grand Bethel Honored Queen. (Remains standing)

GRAND BETHEL HONORED QUEEN: Grand Bethel Fourth Messenger, where is your station in the Grand Bethel?

GRAND BETHEL FOURTH MESSENGER: (rises and nods) Grand Bethel Honored Queen, my station is in the Messengers' semi-circle between the Grand Bethel Third Messenger and Grand Bethel Fifth Messenger and facing the Grand Bethel Honored Queen. (Remains standing)

GRAND BETHEL HONORED QUEEN: Grand Bethel Fifth Messenger, where is your station in the Grand Bethel?

GRAND BETHEL FIFTH MESSENGER: (rises and nods) Grand Bethel Honored Queen, my station is in the Messengers' semi-circle at the center and facing the Grand Bethel Honored Queen. (Remains standing)

GRAND BETHEL HONORED QUEEN: Grand Bethel Librarian, where is your station in the Grand Bethel and what is your duty?

GRAND BETHEL LIBRARIAN: (rises and nods) Grand Bethel Honored Queen, my station is at the right and west of the Grand Bethel Senior Princess. My duty is to present a selection of good literature, arts and sciences. (Remains standing)

GRAND BETHEL HONORED QUEEN: Grand Bethel Musician, where is your station in the Grand Bethel and what is your duty?

GRAND BETHEL MUSICIAN: (rises and nods) **Grand Bethel Honored Queen, my station is at the instrument. (Faces west) My duty is to preside at the instrument during the musical part of our ceremonies. (Remains standing)**

GRAND BETHEL HONORED QUEEN: **Grand Bethel Recorder, where is your station in the Grand Bethel and what is your duty?**

GRAND BETHEL RECORDER: (rises and nods) **Grand Bethel Honored Queen, my station is at the left and west of the Grand Bethel Junior Princess. (Faces west) My duty is to read the minutes, communications and bills of the Grand Bethel. (Remains standing)**

GRAND BETHEL HONORED QUEEN: **Grand Bethel Treasurer, where is your station in the Grand Bethel and what is your duty?**

GRAND BETHEL TREASURER: (rises and nods) **Grand Bethel Honored Queen, my station is south of the Altar. My duty is to report the financial standing of the Grand Bethel. (Remains standing)**

GRAND BETHEL HONORED QUEEN: **Grand Bethel Chaplain, where is your station in the Grand Bethel and what is your duty?**

GRAND BETHEL CHAPLAIN: (rises and nods) **Grand Bethel Honored Queen, my station is north of the Altar. My duty is to preside at the Altar during the Devotions of the Grand Bethel and to communicate the Pledge of Honor to visitors. (Remains standing)**

GRAND BETHEL HONORED QUEEN: **Grand Bethel Marshal, where is your station in the Grand Bethel and what is your duty?**

GRAND BETHEL MARSHAL: (rises and nods) **Grand Bethel Honored Queen, my station is in the West at the left of the Grand Bethel Guide. My duty is to present the Flag of our Country and to assist the Grand Bethel Guide in the performance of her duties. (Remains standing)**

GRAND BETHEL HONORED QUEEN: **Grand Bethel Guide, where is your station in the Grand Bethel and what is your duty?**

GRAND BETHEL GUIDE: (rises and nods) **Grand Bethel Honored Queen, my station is in the west. My duty is to escort the Distinguished visitors. (Remains standing)**

GRAND BETHEL HONORED QUEEN: **Grand Bethel Junior Princess, where is your station in the Grand Bethel and what is your duty?**

GRAND BETHEL JUNIOR PRINCESS: (rises and nods) **Grand Bethel Honored Queen, my station is at your left. (Faces west) My duty is to work with the Grand Bethel Representatives and to represent the Grand Bethel at various functions when requested to do so by the Grand Bethel Honored Queen. (Remains standing)**

GRAND BETHEL HONORED QUEEN: **Grand Bethel Senior Princess, where is your station in the Grand Bethel and what is your duty?**

GRAND BETHEL SENIOR PRINCESS: (rises and nods) **Grand Bethel Honored Queen, my station is at your right. (Faces west) My duty is to work with the Grand Bethel Representatives, to represent the Grand Bethel when requested to do so by the Grand Bethel Honored Queen and to assume her duties in her absence. (Remains standing)**

GRAND BETHEL HONORED QUEEN: (Rises) **my duty as Grand Bethel Honored Queen is to preside at all convocations of the Grand Bethel, to require an orderly procedure at all times, to avoid favoritism and partiality and to exercise a general supervision over the Grand Bethel affairs and to be a friend to all Job's Daughters and to represent the Order at all Masonic affiliated functions throughout the year. Our Grand**

Bethel Chaplain will lead us in the Lord's Prayer. (3 raps of gavel)

GRAND BETHEL CHAPLAIN: (leads in the Lord's Prayer)

Our father, which art in Heaven, hallowed by thy name, Thy kingdom come, Thy will be done in earth, as it is in Heaven. Give us this day our daily bread: And forgive us our debts, as we forgive our debtors. And lead us not into temptation, but deliver us from evil: For thine is the kingdom and the power and the glory, forever. Amen.

(Grand Bethel Chaplain returns to her station)

GRAND BETHEL HONORED QUEEN: In the name of our Lord and by virtue of the power vested in me by the Grand Guardian Council, I now declare the Grand Bethel of Michigan, of the Job's Daughters International regularly opened for business. *(1 rap of gavel)*

Grand Bethel Recorder takes her place at the desk.

GRAND BETHEL HONORED QUEEN: Grand Bethel Inner Guard (rises), you will inform the Grand Bethel Outer Guard that our Grand Bethel is in session and invite her to take a seat in the entrance.

Grand Bethel Inner Guard goes to Anteroom door and gives raps, Grand Bethel Outer Guard responds with raps and opens the door.

GRAND BETHEL INNER GUARD: (faces west) Grand Bethel Outer Guard, the Grand Bethel Honored Queen directs me to inform you that our Grand Bethel is in session and invites you to take a seat in the entrance.

If members or visitors are waiting to be admitted, the Grand Bethel Outer Guard informs the Grand Bethel Inner Guard before the door is closed.

Door is closed and Grand Bethel Inner Guard returns to her station.

GRAND BETHEL INNER GUARD: Grand Bethel Honored Queen, I have informed the Grand Bethel Outer Guard that our Grand Bethel is in session. (GB Inner Guard is seated)
(1 rap of gavel)

If the Grand Bethel Outer Guard reported that members or visitors properly vouched for desire admittance, the Grand Bethel Inner Guard remains standing after the Grand Bethel Honored Queen sounds the gavel.

GRAND BETHEL INNER GUARD: Grand Bethel Honored Queen, the Grand Bethel Outer Guard reports that members (or visitors) properly vouched for desire admittance.

GRAND BETHEL HONORED QUEEN: Grand Bethel Inner Guard, you will admit them.

GRAND BETHEL INNER GUARD: Grand Bethel Outer Guard, the members (or visitors) may be admitted.
(Admitted per ritual)

ESCORT, INTRODUCTIONS AND HONORS

GRAND BETHEL HONORED QUEEN: Escort, Introductions and Honors

Honored Queens

Past Honored Queens

Present and Past Princesses

Supreme Bethel Honored Queen

Supreme Bethel Officers and Representatives

Grand Bethel Honored Queens

Visiting Grand Bethel Officers, Representatives

Miss Jurisdictions and Miss Congeniality

Visiting Job's Daughters (rise and GBHQ gives appropriate welcome)

Supreme Guardian
Associate Supreme Guardian
Grand Guardian
Associate Grand Guardian
Grand Master or his representative

When there is a group to be introduced the Guide and Marshal will take those to be escorted to the North and South Corners where Mike will be located, introduce yourself and retire to their seats by marching across East Line to Center, to Altar and to Sideline and be seated.

GRAND BETHEL HONORED QUEEN: The Honored Queens will please rise and step to the sidelines. (Visitors rise) **Grand Bethel Guide** (rises) and **Grand Bethel Marshal** (rises), you will escort the Honored Queens to the East line for introduction. Please introduce yourself and return to your seat.

ORDER OF BUSINESS

1. Roll Call of Grand Bethel Officer, Choir and Representatives

GRAND BETHEL HONORED QUEEN: GB Recorder, (rises) you will call the roll.
GB Officers, Choir and Representatives rise and respond "Present" as their names are called.

2. Reading of the Minutes

GRAND BETHEL HONORED QUEEN: GB Recorder, (rises) you will read the minutes of the previous meeting. *GB Recorder reads the minutes*
GRAND BETHEL HONORED QUEEN: Are there any additions or corrections to these minutes? (pause) These minutes stand approved as read. *(Or if there are corrections) These minutes stand approved as corrected.*
Grand Bethel Recorder presents minutes to the GBHQ for her signature (raps gavel). GB Recorder returns to her station and is seated.

3. Treasurer's Report

GRAND BETHEL HONORED QUEEN: GB Treasurer, (rises) you will read your report.
GB Treasurer give her report to the GB Recorder

4. New Business

a. Report of the Credentials Committee

GRAND BETHEL HONORED QUEEN: _____, (Name of chairman of credentials) you will read the report.

b. Election of Grand Bethel Officers:

GRAND BETHEL HONORED QUEEN: Grand Bethel Senior Princess; Grand Bethel Junior Princess.
Election of Grand Bethel Officers shall be held at the annual meeting of the Grand Bethel according to the By-laws, Rules and Regulations of the Grand Bethel of Michigan, Job's Daughters International.

The election shall be held under New Business as the second order of business.

The GBHQ with the approval of the Grand Guardian, appoints at least three tellers to count the ballots and a sufficient number of collecting tellers to pass out and collect the ballots expeditiously. NO MEMBER ELIGIBLE FOR ELECTION SHALL BE APPOINTED A TELLER.

GRAND BETHEL HONORED QUEEN:

Optional: The use of a Past Grand Bethel Honored Queen is left to the discretion of the Grand Bethel Honored Queen with the approval of the Grand Guardian.

Today you will be electing a Grand Bethel Junior and Senior Princess in addition to a Grand Bethel Honored Queen. I'd like to explain a few things to help with this election process.

Being a Grand Bethel Line Officer is a big commitment. There are several duties expected of the Grand Bethel Princesses and the Grand Bethel Honored Queen. First and most importantly these three daughters all must be examples for their peers to follow. They must promote harmony within the Order by visiting Bethels across the State. All three daughters must be familiar with the Ritual and Law Books, as Daughters often will ask questions and knowledgeable answers help avoid problems.

They must attend all exemplifications unless excused by the Grand Guardian. They also are expected to attend all workshops, including Leadership Weekend, and Friend's Days, Masonic Home Visits, and any other special events planned by the Grand Guardian and the Grand Bethel Honored Queen. In addition, the Grand Bethel Honored Queen is expected to act as the official representative of the Order at other Masonic functions and official receptions. This includes approximately twenty other events in addition to those already listed. She is also expected to attend Official Visits to all Michigan Bethels. As Princesses, it is to your advantage to attend other Grand Masonic Receptions and events so you get to know the counterparts you will be serving with. Attending these events also shows support for the Grand Bethel Honored Queen. It is also the responsibility of the Grand Bethel Princesses to oversee and communicate with the Grand Bethel Representatives.

If elected these will be your responsibilities for the next 2 to 3 years. As you can see this is a very big commitment and can only be accomplished by someone with dedication to the Order and with the support of their family and Bethel.

As Grand Bethel Honored Queen/Past Grand Bethel Honored Queen I can tell you first hand of the huge time and financial commitment serving in the Grand Bethel Line can be. Those elected will have to make hard decisions because they will not be able to do it all. However, I can also tell you if you are willing to make the commitment, it is one of the most rewarding accomplishments you will have in your life.

In order to be eligible to one of these positions a daughter must be a Past Honored Queen or currently serving as an Honored Queen. She must also be a member in good standing. Bylaws also state that the election shall be from members present except in case of sickness or other unavoidable absence. To be elected as a Grand Bethel Line Officer you do not have to be a Grand Bethel Officer. All daughters are members of the Grand Bethel.

Elections may be by voice vote or secret ballot. When there is only one person eligible to an office, a voice vote may be held. For example, the Grand Bethel Senior Princess is eligible to be elected as Grand Bethel Honored Queen, so a voice vote may be held. If the members would like to have a voice vote for this station instead of a secret ballot, a motion must be made in order to have a voice vote. This must be a unanimous (meaning all must be in favor) decision.

Numbered ballots will be given to each voting delegate. You can only use the ballot number that the Grand Bethel Honored Queen instructs you to use. If the wrong numbered ballot or a blank ballot is cast, it is not counted.

When casting your ballot, make sure you are voting for someone you think will do a good job and not just for the person everyone else is voting for. There is no talking in the voting delegate area, so if you do not know how to spell a daughter's name, just spell it the best you can, do not ask your neighbor.

If ballots are cast in your name and you do not want to be elected to serve, you will need to decline the position. Declining a position is a difficult decision and it can be hard to say no. Serving in the Grand Bethel Line is a very large commitment and no one will be upset with you, if you choose to decline. After the ballot report is read the Grand Bethel Honored Queen will say "A majority has or has not been reached." If a majority has not been reached and you wish to decline, this would be the time to do it. Stand and speak loudly and clearly stating your name and that you wish to decline. Once a daughter has declined, please do not vote for her again. By declining the daughter is telling you she does not wish to hold this office.

You will be making very important decisions today and that responsibility should not be taken lightly. Please make wise decisions.

GRAND BETHEL HONORED QUEEN: We will now have the election of officers.

All voting delegates with proper credentials must be seated in the designated area. (Pause to ensure all voting delegates are seated in the proper area.)

To be eligible for elective office a daughter shall be a Present or a Past Honored Queen and shall be an active member of a Bethel.

The election shall be by ballot without nominations and a majority vote shall elect. A majority is **MORE THAN HALF**, ignoring blank ballots. For, example: 35 ballots are collected, there are 2 blank ballots, so there are 33 votes cast. Half of 33 is 16 1/2, a majority, is 17, which is more than 1/2.

Where there is but one member aspiring to an office, the rule of voting by ballot may be suspended and election be by voice vote.

It is necessary for the Grand Bethel members to vote to suspend the rule of voting by ballot in order to vote by VOICE VOTE.

The Grand Bethel Honored Queen and Grand Bethel Senior Princess MAY be elected by voice vote. The Grand Bethel Junior Princess SHALL be elected by secret ballot without nominations; also any office for which there may be more than one aspirant. These MUST be filled by a secret ballot.

Is there a motion that the election of Grand Bethel Honored Queen and Grand Bethel Senior Princess be by voice vote?

If a motion is made and passed by a unanimous vote, then the election may proceed by voice vote, with the exception of the GB Junior Princess, or any other office for which there is more than one aspirant. These must be filled by secret ballot.

GRAND BETHEL HONORED QUEEN: There are _____ (the number given of voting delegates by the chairman of credentials) members entitled to vote.

A majority of the votes cast for each office is necessary for election. Blanks are not counted as votes. However, there is no rule against casting a blank ballot.

GRAND BETHEL HONORED QUEEN: The elective officers of the Grand Bethel are Grand Bethel Honored Queen, Grand Bethel Senior Princess and Grand Bethel Junior Princess.

(IF VOTING BY VOICE VOTE)

GRAND BETHEL HONORED QUEEN: We will now have the election of the Grand Bethel Honored Queen. The Grand Bethel Senior Princess is eligible to this office. Are there others?

(Pause) If not, all those in favor of electing the Grand Bethel Senior Princess to the office of Grand Bethel Honored Queen will please signify by raising your right hand.

(Pause) Those opposed, same sign. _____ (Name of Grand Bethel Senior Princess) has been elected to the office of Grand Bethel Honored Queen. _____ do you accept?

(Pause) _____ is our Grand Bethel Honored Queen elect.

(Proceed in the same manner for the Grand Bethel Senior Princess)

(IF VOTING BY SECRET BALLOT)

GRAND BETHEL HONORED QUEEN: The tellers appointed to pass out the ballots will do so to all

eligible voters.

You will now cast your ballot for the office of Grand Bethel Honored Queen. (or GB Senior Princess or GB Junior Princess) By using the ballot _____ (Number to be used). If you use any other, ballot your ballot will be void.

GB Honored Queen writes her ballot, then after checking to see that all are through writing, says:
Have all balloted who are entitled to do so? (Pause) The Collecting Tellers will collect the ballots.

After all ballots are collected.

GRAND BETHEL HONORED QUEEN: Have all ballots been collected? (Pause) If so, I declare the ballot closed. (1 rap of gavel)
Counting Tellers, you will count the ballots.

The following to be done during the counting of ballots: Proceed with Communications, Reports and Unfinished Business.

1) Communications

GRAND BETHEL HONORED QUEEN: Communications. Grand Bethel Recorder, (Rises) you will read the communications.

GB Recorder reads the communications, giving the name of the person signing each communication before it is read, then is seated.

GRAND BETHEL HONORED QUEEN: If there is no objection, communications requiring no action of the Grand Bethel will be placed on file. Those requiring action will be taken care of under the proper order of business. (1 rap of the gavel)

2) Reports

GRAND BETHEL HONORED QUEEN: Reports.

At this time any reports approved by the Grand Guardian may be read.

GRAND BETHEL HONORED QUEEN: These reports will be accepted and placed on file. (1 rap of gavel)

3) Unfinished business

GRAND BETHEL HONORED QUEEN: Unfinished Business.

Any Unfinished Business should be taken care of at this time.

When the GBHQ receives tally sheet from Chairman of the Counting Tellers, the GBHQ. reads it aloud.

If no majority is reached:

GRAND BETHEL HONORED QUEEN: There is no majority, so we will vote again. Report is read.
(At this time Daughters may stand and withdraw there names from the vote.)

Then proceed as before.

When a majority is reached:

GRAND BETHEL HONORED QUEEN: _____ (Name of person) has been elected to the office of _____.

(Once a Majority has been reached the Grand Bethel Senior and Junior Princesses may go to the West line in front of the Guide and Marshal and wait for the ballot to be read, then escort the elected daughter to the East, NOT BEFORE)

GRAND BETHEL HONORED QUEEN: Do you accept? (Pause) _____ is our Elect.

GRAND BETHEL HONORED QUEEN: May I have a motion to destroy the ballots?

After this has been completed. This concludes the election of officers. (1 rap of gavel)

c. Legislation

At this time the Chairperson of the Jurisprudence Committee will present to the Assembly all legislation which must be approved by the members.

The Grand Bethel Honored Queen will reread the legislation to the assembly and ask if there is any discussion concerning the legislation. After discussion is completed, the GB Honored Queen will ask for a motion to accept the legislation. A member moves that the legislation be accepted.

(Refer to Parliamentary Procedure for Presenting a Motion.)

5. Receipts of the meeting

GRAND BETHEL HONORED QUEEN: Receipts of the Meeting. Grand Bethel Recorder, (rises) you will read the receipts.

Grand Bethel Recorder: Reads receipts and then is seated.

GB Honored Queen give 1 rap of gavel.

6. Bills

GRAND BETHEL HONORED QUEEN: Bills. Grand Bethel Recorder, (rises) you will read the bills.

Grand Bethel Recorder: states that they have been audited, reads the bills and then is seated.

GRAND BETHEL HONORED QUEEN: What is the pleasure of the Grand Bethel concerning these bills?

A member of the Grand Bethel moves that the bills be paid, following the regular parliamentary procedure. The vote is by a show of hands.

GB Honored Queen gives 1 rap of the gavel.

7. Librarian's Report

GRAND BETHEL HONORED QUEEN: Librarian's Report. Grand Bethel Librarian, (rises and faces GBHQ) you will give your report.

GRAND BETHEL LIBRARIAN: (faces west, gives report and is seated).

GB Honored Queen gives 1 rap of the gavel.

8. Good of the Bethel

a. Mother's, Father's and Guardian's Prayer and song.

GRAND BETHEL HONORED QUEEN: Daughters, you will rise for the Mother's, Father's and Guardian's Prayer. (Daughters rise) Grand Bethel Chaplain, you will attend at the Altar.

GB Chaplain attends at the Altar. Daughters assume Attitude of Prayer with the GB Chaplain and repeat prayer. GB Chaplain remains kneeling while Daughters sing two verses of song. GB Chaplain returns to her station.

(1 rap of gavel)

b. Presentations

Presentations as approved by the Grand Guardian.

c. Remarks and announcement

Remarks and announcements as approved by the Grand Guardian.

9. Closing Ceremony

GRAND BETHEL HONORED QUEEN: Closing Ceremony

GB Honored Queen waits until GB Recorder returns to her station.

GRAND BETHEL HONORED QUEEN: Our labors are at an end and we are about to separate for a time. Let us ask God to help us to live justly, to love and honor those near and dear to us and radiate happiness to all mankind. Our Grand Bethel Chaplain will lead us in prayer. (3 raps of gavel)

GB Chaplain attends at the Altar.

GRAND BETHEL CHAPLAIN: Our Heavenly Father, we beseech thee to bless the work of our order. My we practice in our daily lives the trustful faith of Job. Teach us to be loyal to our companions and guard our words and actions that we may receive the honored reward. We ask this in Thy Namesake. Amen.

Daughters respond by saying "Amen". All daughters sing 2 verses of "Now Our Work is Over".

GB Chaplain closes the Bible as per ritual and returns to her station.

GRAND BETHEL HONORED QUEEN: All present except the Grand Bethel Officers and Grand Bethel Choir will please be seated until the Grand Bethel Officers and Grand Bethel Choir have retired.

GRAND BETHEL HONORED QUEEN: Grand Bethel Inner Guard, notify the Grand Bethel Outer Guard that our Grand Bethel is closed and direct her to take her place for the Retiring March.

GB Inner Guard goes to the door and give raps. GB Outer Guard responds with raps and opens door.

GRAND BETHEL INNER GUARD: (Faces west) Grand Bethel Outer Guard, our Grand Bethel Honored Queen directs you to take your place for the Retiring March.

GB Inner Guard returns to her station, GB Outer Guard goes to the Preparation Room, opens the door and takes her place in front of the open door.

Grand Bethel Custodians remove the chairs.

Grand Bethel Honored Queen passes gavel to the Grand Guardian.

BETHEL FLAG TRIBUTE

The Job's Daughters flag represents our Order and the basic principles upon which it was founded. It shows our emblem superimposed on a field of purple and white stripes. From the emblem on the flag three white stripes radiate from each of the points of the triangle, making a total of five stripes in all, representing the mystic numbers of our Order.

Our emblem consist of three Daughters, the Honored Queen and the two Princesses, wearing their capes and crowns, each holding the emblems of their respective office. These emblems they have special meanings to our members.

The white dove represents Job's first daughter; Jemina meaning dove, which is a symbol of purity and truth. This reminds us to be faithful in every thought, word and act. The urn of incense represents job's second daughter; Kezia meaning cassia, which is used in incense. This reminds us to pray and remember Job's great faith in God. The horn of plenty represents Job's third daughter, Kerenhappauch, meaning plenty. This reminds us that God rewarded Job with great riches and a long life of happiness.

The three Daughters are enclosed within a triangle which represent the threefold influence of Job's Daughters - our God, our Country and our Home.

The emblematic colors of our Order are purple and white. White symbolizes the purity of a beautiful and womanly life. Purple symbolizes royalty of character.

As we pay tribute to the Job's Daughters flag we are reminded of the principles of our beautiful Order.

CROSS TALK

The Cross Talk was developed to convey the reverence Job's Daughters has for our God and to encourage the members to become proficient, in order to be as effective as possible when relating our teachings.

Your presentation of the cross talk should impress all who hear and it should encourage our Daughters to strive for excellence in their own ritualistic presentations. Work with the Bethel Guardian and the members to form the cross as described under Instructions for Forming the Cross.

Please be sure to memorize the Cross Talk. When giving the talk in a Lodge or Bethel, remain near the East Line, either to the north or south. In a church, stand at a podium.

CROSS TALK

(The Daughters form the cross and sing "Nearer My God to Thee" omitting Amen

The Job's Daughters International is an organization created for the purpose of banding together young women who believe in God and the teachings of the Holy Bible. Jobs Daughters was founded on the Book of Job with special emphasis on the 42nd Chapter, 15th Verse where we read, "In all the land were no women found so fair as the daughters of Job, and their Father gave them inheritance among their brethren."

The story of Job, as found in our Ritual, can only be given in a closed meeting. However, one very impressive and important part of the closing ceremony, the forming of the living cross, may be given in an open meeting or by special request.

Some of you may be seeing the formation of the living cross by our officers for the first time. As you observe this very solemn and beautiful ceremony, you must realize that a great deal of thought and care has gone into the positioning of the officers within the cross.

The Honored Queen is at the foot or base of the cross. You might think that she is there as a place of honor, but I

would rather believe she is there in humbleness to her officers and as a sign of her willingness to accept her lot - whatever it may be - and to share with the Daughters over whom she presides in their joy as well as in their sorrow.

The Chaplain is at the center of the cross. She is there near the place Jesus' heart was as he hung on the cross.

At the ends of the arms of the cross are the Junior and Senior Princesses representing the hands of our Blessed Savior. The purple of the three capes represents the blood which flowed from his hands and feet as they were nailed to that cross.

Standing outside and behind the cross are the two Custodians. They serve not only as custodians over the property of the Bethel, but also as custodians of the living cross.

(The Daughters sing the Amen. They rise and begin to exit, bowing to the Honored Queen while the following is spoken)

As the Daughters exit the cross, they approach the Honored Queen, nod and turn to the right or left. The design made on the floor of the Bethel Is that of a large open Holy Bible. "And in all the land were no women found so fair as the Daughters of Job, and their Father gave them inheritance among their brethren."

In a lodge or Bethel room: form the cross according to the Ritual

In a church: If there is room between the congregation and the altar to form the cross exactly as it is in a Bethel, you may use that form. The arms could be directly in front of the front row and the 2nd, 4th, and 5th Messengers could be in the center aisle.

Most churches do not have as much room. In those cases the cross needs to be made with the 2nd Messenger nearest the altar and the Honored Queen remains at the foot of the cross closest to the congregation. In all cases the Daughters kneel facing the front of the church. Seat the Daughters in -pews that will be even with the Honored Queen while the cross is formed. The Princesses step out of the pews and walk down the aisle single file and form the arms. The rest of the officers form the cross while the Custodians use the outside aisles. If you must use less than a full corps of officers be sure to have the six stations that are mentioned in the talk The Princesses walk to the front with the Honored Queen and then all leave by the center aisle.

Adjustments will have to be made to accommodate each sanctuary Please do not place the Honored Queen at the head of the cross. In some instances the 2nd, 4th and/or 5th Messengers may need to kneel on steps.

Formation

Junior Custodian

Senior Custodian

	2nd Messenger	
	4th Messenger	
	5th. Messenger	
Jr. Princess, Recorder, 1 st Messenger	Chaplain	3rd Messenger; Librarian, Sr. Princess
	Treasurer	
	Outer Guard	
	Inner Guard	
	Marshal	
	Guide	
	Honored Queen	

CEREMONY OF THE LIGHTED CROSS

The Ceremony of the Lighted Cross was created many years ago and has evolved into a ceremony with different meaning to many different people:

1. When the three officers remove the honors (cape and crown) of their office, they return to the same station as the other members of the Bethel.
2. That our lives here on earth are limited and we should live each day to the fullest
3. That those who have left this earthly life should not be forgotten.

The ceremony has as many variations as Bethels performing it. Bethels all have a free standing cross, but no two of these are exactly alike. Some are brown wooden, some are white with lights inside, and portable. This Cross is placed on the floor in the East of the Bethel Room prior to the ceremony, sometimes to the north or south of the podium. All members march into the Bethel Room and form a cross. All kneel with three chords and usually sing "The Old Rugged Cross". Sometimes one or more verses are used, either as a choir, as a solo or hummed. Sometimes the middle verse is softly played while a poem is recited. Some of the poems that have been used are:

1. The Crown of Thorns from the Book of Ceremonies
2. A Cross in My Pocket
3. The Teenagers Creed

These need to be timed with the Musician. Sometimes the first verse is sung, the second verse is hummed and then either the first or fourth verse is sung. While the music is being sung, the Honored Queen, with or without the Princess, advances to the foot of the cross and removes her Cape and Crown. The Princesses may precede the Honored Queen to the Cross. This is done reverently. Careful consideration to the words of the song will make the ceremony more impressive: such as standing when "stood" is sung, laying down your honors when "trophy at last I lay down" is sung.

Many variations are available:

1. Placing the crown on the cross
2. Forming a triangle instead of a cross
3. Having all members carry flowers into the Bethel Room and leaving them on the floor of the room in the shape of the cross.
4. Leaving all three capes and crowns at the cross to form a triangle on the floor before the Cross.
5. Draping the Honored Queen's cape on the cross.
6. Have the audience join in singing, especially with a small number of members performing the ceremony.
7. Some Honored Queen's cling to the Cross when the song states "I will cling to the Old Rugged Cross."

After sufficient time at the Cross, the Honored Queen (and Princesses) return to the cross of daughters and either kneel or not. The ceremony ends with the end of the song and three chords are given for the daughters to rise. All members march from the room. They may march after the Old Rugged Cross is completed or during the final verse.

THE MASONIC TRIBUTE

In the beginning there was the Bible. It is the center of life and we will represent this center of life by placing a light on our Bible, which is the center of our organizations.

Each part of our Masonic Family plays an important part. We will represent each organization tonight by placing their colors on our Altar.

First, blue and white to represent the Master Masons. It is fitting that they should be first to be represented for they are the beginning. None of the other organizations could have begun without them. They have built and maintained a Center for us all to meet in. We call them our DADS. For it is from the Master Mason that we, of Job's Daughters, and the youth assembled here this evening, owe their heritage.

Add the colors of the Royal Arch Masons, blue, purple, scarlet and white. This organization gives us their loyal support, in return we give them our love.

Let us next add the 5 colors representing the Order of Eastern Star. The blue, yellow, white, green, and red are the rays of the star, and a guiding light. You are our mothers in whose footsteps we are to follow.

The Amaranth has given us a guiding hand and through their help we maintain our goals. Add now the colors of red and green. The red represents a crown and the green for the wreath.

We now add our own colors, purple and white. While Job's Daughters is not part of the Masonic order, there is still a job for us to do. We must strive to learn, and as we learn, to teach to others the ways of God. We are your daughters, whom you have faithfully guided through the years. We look for a worthy inheritance that we may truly say, "We hope to be known as the Fairest in the Land."

Our sisters, the Rainbow Girls are represented by the seven colors of the rainbow. Red symbolizes love; Orange representing Religion; Nature symbolized by yellow; Immortality represented by Green; Blue symbolizing Fidelity; Indigo representing Patriotism; and Service symbolized by Violet.

The Masonic Family is complete with a son, and we add the colors of the DeMolay — blue, red and gold. They too, play an important part in our family. They are the future Masons on which the strength of our Masonic family will depend in future years.

And now as you behold the altar, you will notice that a circle has been formed around this Holy Bible. A circle is defined as an unbroken line. It is also made up of Arcs. If one arc is separated from the circle, the remaining part is no longer a circle for it has a gap in it. It was once said of a nation, "Divided we fall, united we stand." So may we compare this nation with our circle. A circle means many things — friendship, love, unity and infinity. Whichever word you choose to represent your circle, it must have a center and this center is God.

We hope that in some small way we have shown our appreciation for your wonderful support and hope that it may continue in the years to come.

A CIRCLE OF UNITY — PATRIOTIC CEREMONY

Written by Jennifer Vincent, PHQ
Bethel # 52, St. Clair Shores, MI.

Honored Queen: (Rises) We gather here this evening to pay tribute to the fine Country in which we live, the United States of America. We are bound together by many reasons and beliefs. Tonight we hope to familiarize you with those ideas. (Remains standing)

Senior Princess: (Rises) I represent freedom. The freedom I have to be myself and have my own beliefs. The millions of soldiers who were willing to die for our rights. (Takes place in circle)

Junior Princess: (Rises) I represent liberty. Along with freedom comes liberty. An emblem of our liberty is the statue of Liberty on Ellis Island which has greeted many immigrants who have come to our country. (Takes place in circle)

Guide: (Rises) I represent justice. Justice is the basis of our judicial system and our government. As Americans we are to be treated just and fair. (Takes place in circle)

Marshal: (Rises) I stand for Democracy. In the democratic society in which we live, it is the people's responsibility to govern the way in which we live. (Takes place in circle)

First Messenger: (Rises) I stand for Equality. We are taught that all men and women are created equal. To achieve equality we must stand up for our rights. (Takes place in circle)

Senior Custodian: (Rises) I represent Brotherhood. We are all children of one God, and brothers and sisters of one Country. A country bound together by brotherhood is a shining example of peace on Earth. (Takes place in circle)

Junior Custodian: (Rises) I am representative of Religion, the belief in a Supreme Power. Our faith in God has guided us through many difficult times as a nation and has given us the strength to go on. (Takes place in circle)

Inner Guard: (Rises) I represent the Love we have for our Country. I stand for the lives that were lost in battle for our rights as a nation and the glory of being Americans. (Takes place in circle)

Outer Guard: (Rises) I represent the values which are symbolized by our flag and the hard work and determination which it stands for. Each star represents a state with freedom and unity. The large group of stars represents our brotherly love as a nation. (Takes place in circle)

Honored Queen: (Takes place in circle. Officers without speaking parts take place in circle.) We have formed a circle of unity around the altar. We have chosen to be near the altar because we are all children of God. We are holding hands to represent brotherly love and our circle represents the unity of our own nation. These and the reasons we spoke of earlier are why we are proud to be Americans.

(Everyone retraces steps and returns to seats - one rap)

PARENTS HONORING

From the moment our fragile eyes see first light, there is a bond that strengthens between ourselves and our parents. Our mothers give us life; our fathers glow with pride. Together they help us to become what we are.

Our parents are the ones who hold us when we cry, laugh with us in our joy, kiss our hurts, leave the night light on at night, and let us crawl into bed with them after a bad dream. They are the ones who are our own cheering section; the ones who are there with us to glory in our victories and build us up after our defeats. They are our guiding lights . . . our heroes. What they teach us we use in every aspect of our lives.

Members and friends of Job's Daughters, we have assembled here for the purpose of paying tribute to those people who, more often than not, have the most influence in our lives. Pay close attention as our daughters elaborate what each station means and how they tie our parents and our daughters together.

GUIDE: In Job's Daughters it is my duty as Guide to guide those young women who are about to embark on one of the most exciting journeys of their lives. Our parents are our guides in our exciting journey of growing into adult womanhood.

MARSHAL: In our ceremonies it is my duty as Marshal to see that the symbol of our country is presented with pride and honor. Our parents are the ones who instill in us our pride in being a citizen of the United States and the honor our country's flag represents.

JUNIOR CUSTODIAN: (turns and picks up Dove) I am the custodian of the white Dove, which represents Job's first daughter. The white dove to all nations symbolizes peace. From early in our lives our parents teach us what that sacred symbol means and to strive for the ultimate reward; peace.

SENIOR CUSTODIAN: (turns and picks up the Urn of Incense) I am the custodian of the Urn of Incense. In ancient times, the Urn of Incense was used as a tool of prayer. With our parents assistance, our prayers have become that, which is our own direct link to God.

RECORDER: As Recorder, my duty is to ensure that all our activities are recorded accurately and in an understandable format. Our parents teach us that information should be easily accessible and comprehensible.

TREASURER: As Treasurer, it is my duty to keep correct records of our finances. It's our parents responsibility to provide us the necessities. All our parents keep budgets; and soon, so will we.

MUSICIAN: As Musician, it is my duty to ensure harmony. The gift of music is an art to be enjoyed by all. Music is various notes combined to make harmonious sounds. Our parents are our music staff; helping us to live our lives in harmony with others.

LIBRARIAN: As Librarian, it is my duty to ensure knowledge. Our thirst for knowledge is started the moment we begin our lives. Our parents encourage our desire for learning and often share in our wonder and curiosity.

OUTER GUARD: As Outer Guard it is my duty to guard against those things that our parents try to protect us against. It symbolizes our parents love and their willingness to protect.

INNER GUARD: As Inner Guard, it is my duty to guard the door. As we reach a certain age, we approach a doorway. It is the doorway of adulthood. At that moment we walk through with only ourselves and our creator, yet ever-standing in watchful support are our parents.

FIRST MESSENGER: It is my privilege as First Messenger to share the honor of love, respect, and loyalty to our parents, and use them as examples to others. As children, respect for our parents and elders is an automatic occurrence, and hopefully as it is practiced, our friends will learn from it.

SECOND MESSENGER: It is my honor as Second Messenger to inform our daughters that although our parents remain backstage to our journeys in life, they are always there to make sure we are aware of those trials we will encounter.

THIRD MESSENGER: It is my duty and privilege as Third Messenger to remind others that even though our lives may be at a low point, our faith will keep us together. Just as our parents are always there when we feel all the world is against us, they are there with simple comforts that help us face the next bright, shiny day.

FOURTH MESSENGER: It is my honor as Fourth Messenger to remind you that service to others given freely and unselfishly is a reward unto itself. Our parents gift us with love and nurturing so generously throughout our whole lives.

FIFTH MESSENGER: My duty as Fifth Messenger is to ensure every heart is filled with hope and promise just as our parents encourage us to reach for the stars, to keep the faith, and never give up.

CHAPLAIN: (walks to altar as attending the altar) In the center of our Bethel Room you see our altar, upon which is the Book of Books. With our Bible placed in the center of our Holy Place, it serves as a basis of fidelity, love, honor, and faith. Our parents become a part of the center of our faith. They are the ones who instill in us the basic building blocks of our faith in our creator.

JUNIOR PRINCESS: I represent Jemima, Job's first daughter. I remind the pilgrims of Job's early life filled with happiness in which may have appeared to be unburdened; but, it is his later years that were the most rewarding. Our childhood is meant to be fun and carefree, yet as we grow and our responsibilities increase, we are reminded by our parents always to be faithful for our life shall soon be enriched.

SENIOR PRINCESS: I represent Kezia, Job's second daughter. Prayer is one of many cornerstones in our lives and our parents. Through regular attendance to our own house of worship, they have helped lay the foundation to our relationship with God.

HONORED QUEEN: As Honored Queen, I represent Karen Happuch, the third daughter of Job. Her name translates to mean "plenty." One may believe that piety and never-ending faith, just as Job had, will bring an abundance of praise and rewards beyond comprehension. In Job's Daughters we call our adults "Mom" or "Dad" respectively. It is a symbol of love, respect and gratitude to those who give of their time and effort so unselfishly to the betterment of our order. In our home, we call our parents "Mom" or "Dad" respectively. It is a bond of love. An architect can design a skyscraper, but without the builder, the structure cannot exist. A book can have a cover, but without its contents, it is meaningless. As an infant is born, so is a new set of parents to give their time and love that is unconditional.

PROSPECTIVE MEMBERS CEREMONY

The Bethel room is set up according to the Ritual and the daughters are in their official regalia. The daughters form two lines outside the Ante Room and Preparation Room doorways. The daughters enter the Bethel Room by marching on the North and South marching lines and assuming their stations.

HONORED QUEEN: We are known as the Job's Daughters International. Our Order is based on the teachings of the Book of Job in the Bible. It is an Organization for girls who are related to a Master Mason. Our meeting place is called a Bethel which means "Holy Place". The Bethel Officers are : (each stands as their station is called) Honored Queen, Senior Princess, Junior Princess, Guide, Marshal, Chaplain, Treasurer, Recorder, Librarian, Musician, the Five Messengers, Senior Custodian, Junior Custodian, Inner Guard, Outer Guard and Choir.

JUNIOR PRINCESS: All officers wear our white Grecian robe at all Bethel Meetings, creating a feeling of equality. The Honored Queen, Senior Princess and Junior Princess, representing Job's three daughters each wear a cape and crown.

SENIOR PRINCESS: The emblems of our order are the Horn of Plenty, the Urn of Incense, the White Dove and the Lily of the Valley. (The Custodian's stand and display their emblems. The Honored Queen alludes to the Horn of Plenty with her left hand and picks up the Lilly of the Valley. All return emblems to their place.)

CHAPLAIN: The Altar is at the center of our Bethel Room. No regular meeting is opened or closed without prayer. We learn reverence for God and respect for our parents and Guardians.

MARSHAL: We display the flag of our Country. We learn loyalty to our Country and respect for our Flag.

GUIDE: We also display our Bethel Flag, which symbolizes the teachings of our Order.

HONORED QUEEN: We meet twice a month where we plan and carry out our projects and fun activities. Some of these are: _____(insert your individual activities) . We earn money to support our Bethel activities and we make many lasting friendships through Job's Daughters.

GUARDIAN: The Bethel functions under the direct supervision of a Bethel Guardian Council, appointed by the Grand Guardian of Michigan. There are Bethel's in the United States, Canada, Australia, the Philippines, and Brazil. Our international charity is the HIKE Fund, the Hearing Impaired Kid's Endowment Fund, which aids those children with hearing problems and financial need. We also support the Educational Fund which grants scholarships to eligible daughters. We have adopted Grandparents at the Alma Masonic Home. We honor local Masons and Eastern Star members each year. As a Bethel we worship together once each term. Thanks for coming and we look forward to sharing fellowship with you in the dining room.

The daughters may retire: 1) with an appropriate march including the Lighted Cross, 2) retire as you entered the Bethel Room, 3) close according to the Ritual. Either the Lord's Prayer or the Mizpah Benediction may be used.

OPEN MEETINGS

An opening meeting may be held for the purpose of Promotion, Majority, or Special Honoring without ritualistic opening. If you want to have an open meeting in place of a regular stated meeting then you must have a Special Dispensation from the Grand Guardian.

Outline for an Open Meeting

Entrance of Bethel Guardian and Associate Bethel Guardian (as per Installation, Ritual, or your own)
Entrance of Officers (Line up in order and march straight in and drop off at stations, per Ritual, or your own)
Welcome by Honored Queen
Entrance of American Flag
Entrance of Bethel Flag (optional - may sing Bethel Flag Song)
Prayer (may use Lord's Prayer or one suitable for the occasion)
Introductions of those decided upon by the Honored Queen and Executive BGC
Appropriate Ceremony
 Majority Ceremony - follow Book of Ceremonies D-1 -- D-5 Supreme Book of Ceremonies
 Mother Mick Ceremony - see Supreme Book of Ceremonies or one written and approved by the BGC
 Honoring - There are a variety of ceremonies that may be used. Check the Supreme Book of Ceremonies and the Michigan Book of Ceremonies
 Promotion - There are a variety of ceremonies that may be used. Check the Supreme Book of Ceremonies and the Michigan Book of Ceremonies.
Remarks
Closing Prayer (use one appropriate for the evening)
Closing March (may close with cross or any other formation in the ritual)
Lighted Cross (optional)